

Wedding Budget Made Easy!

WEDDING BUDGET MADE EASY!

SELECTED TIPS - 00 PAGES!

Wedding Budget Made Easy!



**\$47
Value
FREE!**

Brought to you by Wings of Success

DISCLAIMER AND TERMS OF USE AGREEMENT:

(Please Read This Before Using This Report)

This information is not presented by a medical practitioner and is for educational and informational purposes only. The content is not intended to be a substitute for professional medical advice, diagnosis, or treatment. Always seek the advice of your physician or other qualified health provider with any questions you may have regarding a medical condition. Never disregard professional medical advice or delay in seeking it because of something you have read.

Since natural and/or dietary supplements are not FDA approved, they must be accompanied by a two-part disclaimer on the product label: that the statement has not been evaluated by FDA and that the product is not intended to "diagnose, treat, cure or prevent any disease.

The author and publisher of this course and the accompanying materials have used their best efforts in preparing this course. The author and publisher make no representation or warranties with respect to the accuracy, applicability, fitness, or completeness of the contents of this course. The information contained in this course is strictly for educational purposes. Therefore, if you wish to apply ideas contained in this course, you are taking full responsibility for your actions.

The author and publisher disclaim any warranties (express or implied), merchantability, or fitness for any particular purpose. The author and publisher shall in no event be held liable to any party for any direct, indirect, punitive, special, incidental or other consequential damages arising directly or indirectly from any use of this material, which is provided "as is", and without warranties.

As always, the advice of a competent legal, tax, accounting, medical or other professional should be sought. The author and publisher do not warrant the performance, effectiveness or applicability of any sites listed or linked to in this course.

All links are for information purposes only and are not warranted for content, accuracy or any other implied or explicit purpose.

This report is © Copyrighted by Wings Of Success. No part of this may be copied, or changed in any format, sold, or used in any way other than what is outlined within this course under any circumstances. Violators would be prosecuted severely.

**** This Is A Free Report ****

You are encouraged to distribute this Report to your friends.

You cannot make any changes to the document, whatsoever

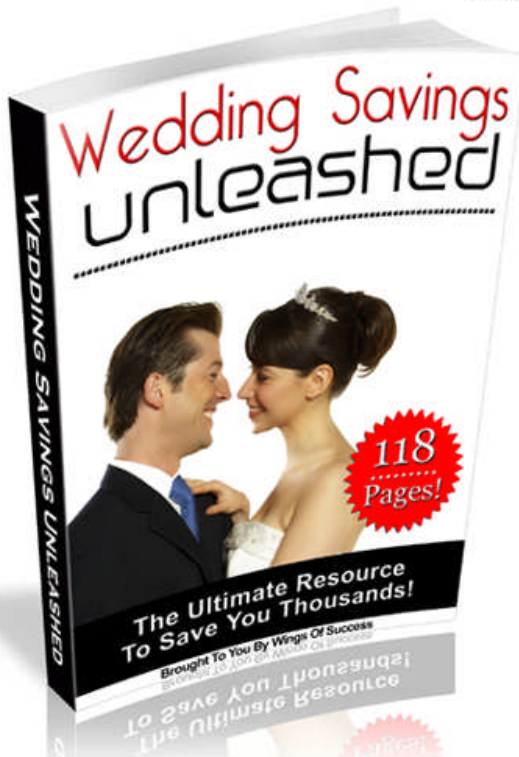
[Click Here To Visit Our Website](#)

SPECIAL SECRET RESOURCE!

Wedding Savings Unleashed - The Ultimate Resource To Save You Thousands!

Are You Worried About Burning A Huge Hole In Your Bank Balance Once You Start Planning Your Wedding? Fret Not! Discover Some Of The Most Helpful Tips To Make Your Wedding Grand, And Yet Keep Your Savings Intact!

Finally! Discover How To Have A Truly Elegant And Memorable Wedding On A Limited Budget! Learn Some Lesser-known, But Intelligent Strategies That Would Not Burn Your Fingers In The Process Of Planning Your Marriage...And Yet Make It Super-successful And Memorable!



**AVAILABLE ONLY
FOR A VERY
LIMITED TIME!**

[Click Here](#)
Download Now



AMAZING  *Wedding Planning*

Renegade Bride Thumbs Nose At Wedding Vendors And Planning "Experts" And Finally Reveals How She Saved Over \$10,000 Using Just Few Of The Many Proven Wedding Secrets!

The Average Cost Of A Wedding Is Approaching \$30,000. But It Doesn't Have To Be...In Fact, You Could Easily Slash Your Wedding Expenses As Much As 80% To Have The Exact Same Wedding!



- Save 50%-80% of your entire wedding expense to have the exact same wedding. And it doesn't matter whether your wedding budget is \$5,000 or \$50,000.
- Never forget even the smallest detail and you never have to worry about any possible disaster or blunder.
- Save hundreds of hours managing all guests, budget, vendors, gifts, seating, honeymoon, and more...
- Plan your wedding in the shortest time and quickest time possible...whether you currently have a full time job or have only couple months to go before the wedding.
- All of the above without hiring a wedding planner

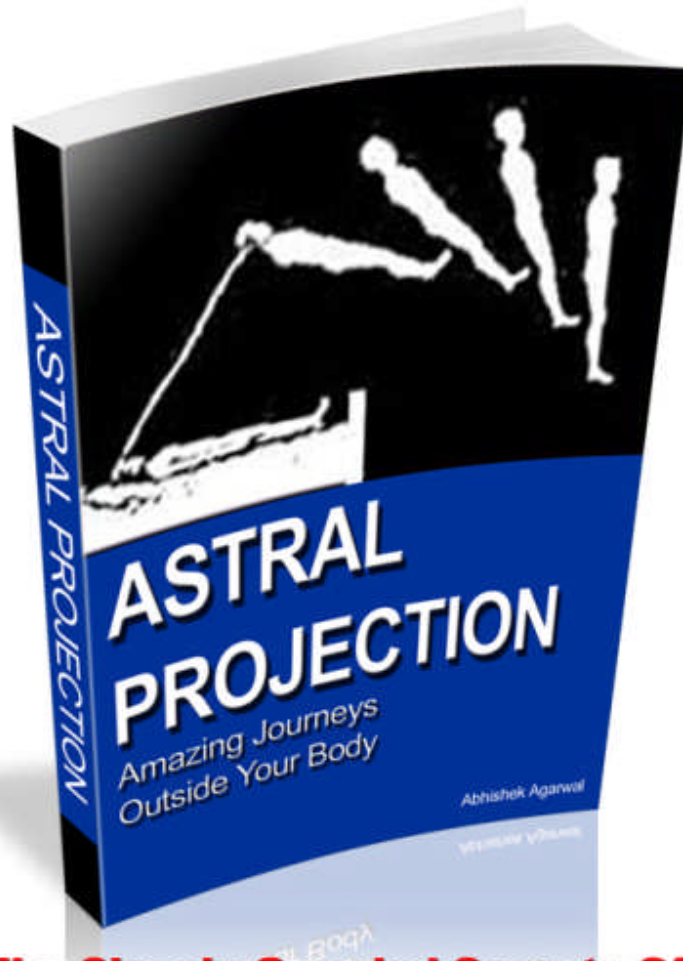
DOWNLOAD NOW

How ANYONE Can Easily Save \$10,000 on an Average Wedding...

AMAZING  *Wedding Planning*

Learn The Art Of Leaving Your Physical Body!

Download
Today!



"Learn The Closely Guarded Secrets Of Safely Leaving Your Physical Body And Traveling Anywhere You Want To! Learn How To Get Free From Your Physical Body Limitations... Within 30-60 Days!"

DOWNLOAD NOW

Contents

Planning A Wedding On A Budget	9
Hints And Tips For The Perfect Wedding	11
Using Themes To Cut Wedding Costs	13
Cheap Wedding And Reception Tips	15
How To Save Money On Audio/Video For Your Wedding	17
How To Save Money On Food For Your Wedding	18
Planning A Honeymoon You Can Afford	20
Planning An Inexpensive Open House	22
Save Money On Wedding Invitations	24
Weddings And Gift Giving On A Budget	26
How To Have Great Hair At A Budget Price	28
Trim The Guest List To Stay Within Your Budget	29
Reception Tricks, Tips And Cutbacks	30
The Day Of Your Wedding Can Save You Money	31
Save Money On Wedding Photos	32
Wedding Gifts: Understanding The Process	33
Wedding Gifts: Shopping Successfully	34
Wedding Gifts: Gifts For The Kitchen	35
Wedding Gifts: Gifts For Around The House	36
Wedding Gifts: Gifts With A Special Touch	37
Bridal Accessories For A Fairy Tale Wedding	38
Bridal Accessories For The Country Themed Wedding	40
Choosing The Bridal Accessories And Wedding Veils	42
Flowers Are A Big Part Of The Bridal Accessories	44
Planning For Your Beach Bridal Accessories	47
Something Blue, Old, Borrowed And New For Your Bridal Accessories	49
Wedding Favors For A Fall Wedding	51
Wedding Favors Your Guests Will Love	53
Wedding Shoes, Buying And Preparation	55
Say Your Own Vows – Personalized Wedding Vows	57
American Wedding Practices	59
Wedding Favors - Delegating Responsibility Of Selecting The Best!	61

Wedding Budget Made Easy!

Discount Wedding Invitations.....	63
Fun Wedding Photo Ideas	65
Overnight Wedding Reception Idea	67
Personalized Wedding Favors	69
Shopping For Wedding Favors With Your Fiancé	71
Essential Wedding Accessories	73
Wedding Crashers – How To Be One!	75
How To Select The Perfect Wedding Dress.....	77
Wedding Gift Ideas.....	79
How To Purchase A Wedding Gown	82
Choosing The Perfect Wedding Gown.....	85
Wedding Cost Saving Ideas	87
Word Your Wedding Invitation With Care.....	90
How to Plan Your Wedding Celebrations	92
Purposes Of A Wedding Program	95
Purchasing A Wedding Ring.....	98
Choosing A Perfect Wedding Ring	100
Choosing The Best Wedding Songs	102

Planning A Wedding On A Budget

Cheap weddings: It sounds like an oxy-moron in so many ways doesn't it? Well, get over it because that is the future of wedding planning. Spending your life savings on your big day is not just crazy it is insanely idiotic. You can have elegant, beautiful weddings and receptions without having to go broke in the process. Today's couple knows that weddings on a budget just make more sense than spending like crazy. That and the days when the bride's parents pay for everything is just about over. Nowadays couples are often spending their own money on the wedding as many of them live together long before the wedding day.

Cheap weddings don't have to mean that you have to give up on style or sentimentality. It means using your imagination, and using your own hands or the help of friends and family rather than paying through the roof for professionals. You can save some money without skimping on any of the good stuff. Planning a cheap wedding is planning dream weddings but with much more cash left over. Wouldn't you rather have money to put down on a house or to pay for your honeymoon?

You don't have to do what everyone else is doing to make your special. There are so many ideas that can make your wedding a great deal cheaper in the long run. Some of these ideas include:

- Buying your dress secondhand
- Having friends and family make your food and cake for you in lieu of a wedding gift
- Using an MP3 player instead of hiring a DJ
- Having your reception at home with only close friends and family
- Not inviting the entire universe to your wedding

There are just so many things that you can do to make your wedding days a bit cheaper that this article alone cannot cover them all. Brainstorm and use your imagination to find more ways to stay within your budget. When you need to throw a wedding on a budget, you can always make sure that you and your fiancé opt for a wedding that does not cost as much as the average wedding. You can have your wedding outdoors, in your yard or that of a family

Wedding Budget Made Easy!

member, have theme based wedding that can be easy to create etc. Theme weddings always take a lot of the cost out of throwing a big and expensive wedding and they are always a lot of fun for everyone that is involved.

Hints And Tips For The Perfect Wedding

There are many things that you can do to have a perfect wedding without spending a fortune doing it. One of the first things that you need to do is develop a wedding plan, decide who is helping you plan your special day, and stick with it! Work a budget into the mix that is written in stone and stick within your means no matter what. Consider working with a professional wedding planner or consultant who has the know how to help you find ways to save money.

There are lots of traditional wedding expense breakdowns and financial responsibility assignments, following general outlines or etiquette rules and suggested practices. Traditionally, the bride's parents would foot most of the bill, parents of the groom might want to contribute in some meaningful financial way, shape or form or just pay for specific things, or even share costs equally.

Some couples choose to save, pay for their own weddings, others use the kindness of benefactors, and other family members who want to contribute and lessen the burden on everyone. Couples and parents find innovative ways to deal with the expenses they face. They set up a wedding account, where everyone's contributions are deposited. All bills are paid from that account, or they split costs in three equal parts. Parents on both sides and the couple each take a third of the expenses and cover their portion of the cost.

Setting up a master 'wedding account' is always a great idea to control spending, manage budgets, avoid conflicts. You can ease the financial burden this major life event is placing on everyone by offering a unique service and channel for one-and-all who feel they want to contribute. It also provides the family with the unique opportunity to have others provide cash.

It is accepted practice that attendants pay for their own clothing, but in some cases, especially where the option to share expenses has been mobilized, the wardrobe will be "funded" so to speak. Rentals that will have to be returned and/or purchased, traditional, themed or even home-made outfits are always other options as well, depending on your wedding's unique style, set-up and context. Traditionally the bride and/or her family would pay for the bride's dress, veil and accessories; her mother's dress and father's formal wear as well as the bride's trousseau, honeymoon clothes and lingerie.

Wedding Budget Made Easy!

Reception – the bulk of the cost for any wedding would be the food and drink, party rentals, music and entertainment of your guests on the big day. Cost cutting suggestions and innovative cost sharing, will all go a long way to assist you plan the reception. Making it fit your budget is both a challenge and a joyful endeavor! Getting professional help from a seasoned, well-versed wedding expert will be dollars saved in the end and a smart investment strategy to help you curb costs AND create the perfect ambience and backdrop for your wedding celebrations. Do not go the journey alone – consult often and frequently shop around and be creative, making your reception the one to remember without having to break the bank!

Using Themes To Cut Wedding Costs

There's nothing like a well thought out theme to make your wedding celebration unique and memorable for a fraction of the cost. A wedding theme should tell your guests something about the two of you as a couple and as individuals because that's what makes it unique. If you share a love for sports, maybe a sports themed wedding would be right for you. Or maybe you met on the beach, where you would likely want to choose a beach themed wedding. Once you've decided on your wedding theme, you are going to want to make sure all elements of your wedding celebration reflect that singular theme, and that is including the wedding favors and gifts.

If you can't think of a theme wedding favor idea, one good way for you to start is to think about things that are included in or that reflect the theme. For instance, if you are having an Asian theme wedding, there are great Asian wedding favors available all over the place including the internet that all have Asian designs. Some of these samples include fortune cookies, chopsticks and take-out boxes and there are a lot of beautifully designed favors with these designs at even dollar stores these days. Some of my favorites are a fortune cookie place-card holder, a silver take-out box that has the names of the couple engraved on it.

The good news is that no matter what your theme is, you can find wedding favors to match it as long as you think of things that make you think of that theme. If you are having a beach theme wedding, you may want to consider favors with items like shells, fish, sand, and water. Look out for designs with motifs like beach umbrellas, flip-flops etc. For a really elegant and yet useful beach theme favor, nothing really beats a beautiful silver dolphin-shaped bottle-opener or a shell shaped candle accent. But if that's beyond your budget, there are some cool and cheap wedding favors like a shell card holder, a mini beach pail filled with candies etc.

Here are some more great theme wedding favor ideas: if you're having a particular flower as your wedding theme, be on the watch for candy-holders, place-card holders, candles, tea-lights and candy that is shaped in that particular flower. If you're having a wedding during the winter holidays, you may want to check out favors that have bells and holly wreaths or maybe even some birds.

Wedding Budget Made Easy!

When it comes to themed wedding party favors, the trick to making sure that your guests love their favors is to pick ones that are elegant and in keeping with your overall theme and yet useful. Themed weddings can always be bought without spending an arm and a leg. All you really need is a big imagination and a few good ideas and you are off and running. Just have a brainstorming session and see what pops out.

Cheap Wedding And Reception Tips

If you are getting married and need to do so on a tight budget, there are many tips that you can follow to make sure that your wedding and reception doesn't break the banks. Here are some tips that will save you money when you are planning your wedding ceremony and reception.

- Trim the guest list to include only friends and family that are close to you. This is difficult to do but sometimes it is necessary if the cost per guest is going to break your budget. Think about it like this; you can simply cross off the names on the list of guests who might feel obligated to come to the wedding if they are invited, but would not be upset in the least if they are not asked to attend. Invite only the people who are important to you and your parents, rather than everyone you know.
- Have your wedding ceremony and/or reception held at a hotel area, and ask for discounts when your family and friends are staying at same hotel which they will likely give. Reserve a block of rooms for your guests several months beforehand just to be sure that all goes smoothly on the day. Speak with the appropriate manager when asking for discounts and reserving rooms.
- Stick to the schedule that you set beforehand for your ceremony and reception. Musicians will charge you a lot more if they are asked to perform beyond the time stated in their contract.
- Have your ceremony and reception in the same location which will make things a great deal simpler.
- Ask friends to lend their talents instead of buying a gift such as DJ's, flowers, centerpieces etc.
- Have your wedding on a non-weekend day. Choose a weekday evening for your wedding. Schedule the wedding to allow guests time to arrive at the ceremony after the work day has ended. Many guests enjoy weekday weddings more because this frees up their weekends other things. Choose a date between November and April to avoid higher seasonal rates.
- Supply disposable cameras all over the place for people to take pictures at your wedding. It will save a lot on fancy photographers. You can also ask a friend who you know is good at taking pictures to help. You can also get your friends with digital cameras to email you all the photos they take.

Wedding Budget Made Easy!

- Get someone from college to help out with making a video of the ceremony. It will save you piles of money and still giving you the professional look that you may be hoping for.
- Offer a buffet instead of fancy dinners. Get your family members to each cook and bring something to add to the festivities.
- Serve beer and wine instead of expensive champagnes. Let people know that they can bring their own liquor if they prefer something else.

How To Save Money On Audio/Video For Your Wedding

You definitely don't want to skimp on something as important as the photos and music that you have at your wedding; however, you also don't to break the bank on it either. This article is meant to show you how you can save money on your audio and video etc. for your wedding. Not everyone can afford a professional to take pictures and play music for their wedding. Many would rather get married in city hall rather than pay all of that extra money. Here are some great tips to saving money on your audio/video at your wedding:

1. Place an ad in a college for students who are majoring in audio/video to come and do your wedding. When you do this, you can find people who have professional equipment and training at bargain basement prices. Let them know that you are hosting bidding for the project and watch them fight for the honor.
2. Get student photographers and amateurs to take some pictures for you by using the same means as above
3. Hand out disposable cameras at your reception so that your guests can share their experience at your wedding for you.
4. Get a friend or family member to videotape the ceremony for you as well in lieu of a wedding gift
5. Hire students and hobbyists to play the music at your reception
6. Use an MP3 player to play the music so that you don't have to hire anyone at all. Just place CDs into it that automatically plays the songs that you want in the order that you want. Use burned CDs rather than buying a bunch of them

You do not have to hire a professional but if you want to, here are some tips for getting a good deal: Choose a photography package instead of purchasing all of the services separately. If there is something you want that isn't included, ask the photographer if you can make an exchange that won't make the price higher.

Be careful about choosing the smallest or cheapest package. You may end up spending a lot more money after the wedding for all the extra prints alter. Check out any extras you are offered. Do not be fooled by the words "deluxe, premium or Ultimate".

How To Save Money On Food For Your Wedding

When it comes to a wedding one of the most expensive parts of it is the food. This is particularly true if you are hiring a caterer. When you sit down to create a wedding budget, you will be spending most of it on the food per person. This money can quickly add up beyond your wildest dreams. Of course, it doesn't have to. It seems as if weddings are just a cause for much feasting and merriment, and that requires a great deal of food.

One of the most expensive parts of a wedding is the food served at the reception. This is particularly true if the bride and groom want to serve their guests food that is theme based or that is on the more extravagant side. This can include foods such as fancy appetizers, sushi, tapas, or gourmet meals. The bride and groom that are on a tight budget will want to avoid fancy foods and stick with a menu that is more within their means.

There are many things that you can do to help cut the cost of your wedding food. Let's look at some of them:

1. Be careful on how many hors d'oeuvres you order if ordering from a caterer. You don't need eight different types. If you must serve appetizers offer cheese and crackers or mini items.
2. When you are choosing your menu, be careful to only get what is really needed. Do not binge on a five course meal if you can't afford it. Know what your per person budget is and stick to it no matter what.
3. Have your friends and family prepare appetizers, side dishes, bread, and meals and salad.
4. If you're trying to keep costs low, stay away from certain foods that are very expensive such as shrimp, salmon, lobster and beef tenderloin. If you have your heart set on one of these dishes only serve them as appetizers and not the main course.
5. Instead of a full meal, serve only hors d'oeuvres. It is easier to dish out and cheaper to provide.
6. Food stations can offer your guests variety and save you money. These can include stations from around the world like pastas (Italy), Mexican foods, etc.
7. Offer a buffet style meal rather than a sit down dinner.
8. Offer lunch instead of dinner because it is much cheaper.
9. You can have barbecue if you are throwing an outside wedding ceremony and reception.

Wedding Budget Made Easy!

10. Choose a specific theme for your food, because this will make it easier to select your food items.

Most caterers will charge by the plate, such as \$20 per plate. This means that if you have 100 guests at your reception that you will be paying about \$2000 in catering costs. This can be too much for many couples to afford. Get estimates from a few caterers and determine which one best fits your budget and the style that you're looking for.

Planning A Honeymoon You Can Afford

Every bride and groom wants to have the perfect honeymoon to follow the perfect wedding reception. But for many couples, once they've paid for the wedding ceremony and wedding reception, there is little money left over to plan an expensive honeymoon. However, there are some things that can be done so that the bride and groom have the wedding they want and the honeymoon that they want as well.

- Talk to your travel agent well ahead of time so that you can find out about any specials that are going to be available at the time of your wedding. If you don't have a specific destination in mind you may find that there are some great locations that offer some exceptional deals at certain times of the year.
- Plan your wedding around your honeymoon. If you have your heart set on a particular honeymoon destination find out when the cheapest flights and accommodations are available. Once you have some dates in mind you can plan the rest of your wedding around this time. This strategy will only work if you're flexible about when you can have your wedding ceremony and reception. Keep in mind that there are some guests that just won't be able to make it to your wedding at certain times of the year, such as at Christmas time.
- Have the wedding that you want and postpone your honeymoon for a few months until you can afford the honeymoon that you dream of. This is a little like having the best of both worlds. If you have a limited budget you might want to plan your wedding without thinking about your honeymoon. This means that you can spend a bit more on your wedding ceremony and reception. Plan a couple of days away somewhere close just to celebrate your marriage in private. Then start saving for a honeymoon to someplace exotic. This can even turn into a first year anniversary celebration.
- Have your wedding exactly where you want to have your honeymoon. For example, plan your wedding in Hawaii. After your family and friends have celebrated your special day you can stay for your honeymoon in one of the most incredible states in the country. This is the ideal way to have your cake....and eat it too.

Planning your honeymoon doesn't have to be a daunting and difficult task. No matter how much money that you have to spend there are options for you. Even if it means that you have

Wedding Budget Made Easy!

to settle for a location that is less than perfect the main thing is the you and your loved on are together to celebrate your union.

Planning An Inexpensive Open House

Some of the most expensive items that you'll buy for the celebration of your wedding are the invitations and party favors. Typically you'll be having an open house on the day before you wedding for the wedding party or on the day after your wedding to open your gifts in the company of your friends and family.

If you are hosting an open house for whatever reason that involves the celebration of your wedding you'll need to send out detailed invitations letting guests know the time, place, and of course who you are. Since there are many different reasons that you could be hosting an open house, you may find it very difficult to find invitations in a party supply store. Not only that, but you'll need to fill out every invitation card with all the open house information which could take hours if not days. The answer is to make your own open house invitations. While this may sound like more work than buying them, read on to discover it's actually quite simple.

Before we discuss how to make your invitations, we would like to cover the most important aspect of planning an open house: the food. Everyone expects to see a variety of good food at an open house, but if people are coming and going all day, what should you serve? For some great party food ideas check out the appetizer section of any cookbook. Avoid serving casseroles or too many hot recipes or you'll spend all your time running in and out of the kitchen. Stick to cold appetizers that can sit out for hours such as dips, crackers and cheese, and fruit plates.

The easiest way to make your invitations is to use templates that you can download from the Internet. You can add all the open house information, as well as add some cute graphics to liven the invitations up. Then simply print them out on some elegant stationary or invitations cards, and you're done. These invitations will look very professional if you use high quality printer paper and take care not to make the invitation look too cluttered. Making your own invitations saves you time and money. Soon you'll be making your own for every occasion!

If you are having an open house to open your wedding gifts you've probably already spent loads of money on your wedding celebration. If so, why not save yourself a little money and make your own invitations? Your open house invitations don't need to be fancy, but with a little know-how and creativity, you can make some great invitations that your guests will love.

Wedding Budget Made Easy!

Rather than simply buying blank invitations from your local party store, making your own invitations adds a personal touch. How you go about making your invitations should depend largely on how many people you intend to invite. For instance, if you are inviting approximately ten people, you can make your invitations from scratch using beautiful invitation paper and various decorative appliqués. However, if you intend to invite upwards of twenty or more guests, you may want to use your computer to design some great invitations that you can print off yourself.

If you are making invitations from scratch, be sure to have the following supplies on hand:

- Heavy construction paper in several colors
- Colorful markers and pens
- Scissors
- Stickers
- Other appliqués (such as foam letters, glitter, or pom poms)
- Glue

Using these supplies, you can make any type of invitation you so desire. Choose a simple color theme and simply add all pertinent information.

If you plan to design your invitations on your computer, there are many invitation templates online that you can download and use for free. These templates will help you add all your information and customize your invitations any way you like. You can then print the final invitation on some colorful printer paper. Adding some additional appliqués after is always a fun idea.

As you can see, making your own invitations isn't as hard as it sounds. Just be sure to take your time and have a design in mind when you start.

Save Money On Wedding Invitations

Your wedding invitations can cost you a great deal of money and if you have a budget that you need to stick to you'll want to save money where you can while still having the elegant wedding invites that you deserve.

Wedding invitation templates are one way that you can save some money. Creating your own wedding invitations is simple when you use invitation templates. You can find plenty of easy to use templates on the Internet. No matter what type of wedding you plan to have, you'll be able to find some great templates online. For instance, if you are planning a classic wedding there are elegant and simple invitations online.

Many people spend hours coming through each party store in their city, on the hunt for the perfect wedding invitations. Rather than waste all this time, energy, and money, why not get yourself online and check out the hundreds of great templates available for your use. Most templates are very easy to use. You simply download the template onto your home computer, and open it using a word processing program. You can then customize the invitation with all your own wedding information, and voila, you have your perfect invitations ready to be printed and sent to your guests.

Another alternative is to purchase an invitation template software program. These programs are great because they are inexpensive, and provide you with an invitation for every event imaginable. You can use one of the many templates that each package comes with, or you can even build invitations from scratch, using whatever pictures or clipart that you like. You can then print out these invitations on your home computer complete with color, or simply buy some decorative printer paper. These invitations look totally professional but are just a fraction of what custom invitations would cost you.

Templates are a great alternative to pricey custom invitations or boring blank cards. Your guests will love to receive these personalized invitations in the mail. What a great way to get everyone excited about your wedding

Some printable wedding invitations even allow you to add and change the look of the invitation before you print it out. These types of printable invitations look very professional since you can

Wedding Budget Made Easy!

even address the invitation to each guest before you print off the invitation. You can even add your own pictures or clip art from the Internet to make the invitations more unique.

Another option is the many unique online invitation websites. You can design your own invitations on their website and send to your guests email addresses. You can even add animation and music to your invitations to make them really unique. If you choose to go this route, be sure that your guests all have valid email addresses that they check regularly. It is a good idea to set an RSVP date and contact guests who have not replied by telephone.

Weddings And Gift Giving On A Budget

When you've been invited to a wedding one of the first things that you think of is the gift that you are going to buy for the special couple in celebration of their union.

Technically, a gift is not necessary if you are invited to a bridal shower or a wedding and you are unable to go. However, most people who are invited to showers and weddings do send gifts even if they cannot attend the event. There is no socially acceptable way to tell guests what type of gifts to give you. Gift etiquette also dictates that it is not advisable under any circumstance to ask for money instead of gifts, not even donations to charities are seen as appropriate. However, always remember that trends and practices change.

More and more people realize that getting the couple off to a good start, is what really matters. Monetary gifts are on a definite increase. Gift etiquette also states that gifts should typically not be mentioned at all on invitations. Word of mouth is the reliable tool to put into motion on this delicate matter.

Close friends, relatives and the members of your wedding party can be trusted allies in this undertaking of spreading the word, especially when receiving a specific enquiry regarding gifts. Wedding registries in-store, online and through other service providers, are helpful to couples and guests alike. Monetary gifts will mostly be given at the reception, in person, to the couple.

Envelopes will be handed to the happy couple as they make their way through the room greeting people. Guests have up to one year typically to send gifts according to wedding etiquette, and are normally sent to the couples' new home address. These are just some examples of accepted practices for weddings gift etiquette.

Situations where gift giving might be optional: Wedding gifts are tokens of congratulations and affection. It remains however not necessary if you will not be at the wedding, reception, or if it is a second wedding.

Other situations might include: a group invitation to the ceremony extended to members of a church congregation; when a wedding invitation must be refused due to a prior commitment and when the guest is attending a second wedding of the bride and groom just a couple of years

Wedding Budget Made Easy!

after attending the first. As a rule of thumb though, always plan on sending a gift when you accept a wedding invitation.

Money should never be given to earn “bragging rights” or display wealth or be-little the recipients and their families or interests in any way. Be sensitive, thoughtful and kind in your financial and monetary gestures, using common sense, opening your heart to the needs of those you want to make feel special,

How To Have Great Hair At A Budget Price

You'll probably spend many hours looking for the right gown, the perfect accessories, and the ideal veil. The one thing that you need to finish off the look is the right hairstyle. Of course, if you have a budget that you need to stick to you'll want to find the right look at the right price.

Get the advice of a professional and ask to see a few different styles that you know won't cost you a fortune. You'll want to find just the right look for the type of wedding dress that you're wearing. You want a design that is going to complement your wedding gown without taking away from the whole overall look or appearing too overbearing.

One thing to keep in mind is that you keep is feminine and cute. If you have short hair you'll want to add a volumizer to give you the lift that you need to hold your veil. Short hair looks great adorned with small accessories but once again remember not to make your hair the focus of your wedding look.

If you have longer hair there are more things that you can do such as keeping it loose and flowing or pinning it up with a few flowers that match the flowers that you're going to be carrying.

No matter what style of hair that you choose make sure that you ask for a price ahead of time so that you know how much of your budget you need to set aside to have the perfect hairstyle.

Trim The Guest List To Stay Within Your Budget

When you need to watch how much money that you spend on your wedding the one thing that you might need to do is trim your wedding guest list. This can sometimes be a very hard thing to do, especially if you have a large number of family and friends on both sides of the wedding party who really want to attend your special day.

If the cost per guest is going to be an issue then you'll have to get ruthless with your trimming; otherwise, you're going to break your budget in no time. This means that you'll have to skimp on other wedding items, such as your wedding dress, the food that you serve at your wedding reception, or your honeymoon.

Start by crossing names off your list of guests who you feel might attend only because they feel obligated to come. There are always a few of these people on your list you can eliminate right off the bat. These people won't have their feelings hurt since they will most likely be relieved that they have not been asked to attend. This can include people like coworkers or old friends who you have lost touch with.

Think of inviting only family and close friends to help you celebrate your wedding if you need to stick to a tight budget.

Reception Tricks, Tips And Cutbacks

One of the ways that you can save money on the total cost of your wedding is to learn a few tricks that will keep down the cost of your reception. One of the most important things that you can do is stick to the schedule that you've set up for your reception. If you have hired a DJ or musicians they will charge you more if they have to play for longer than the time than you have hired them. This includes limo charges if you've decided to rent a limo to take you from the church to the reception. The longer you drive in the limo the more money you'll end up paying.

Another way that you can cut back on costs is to have your wedding ceremony and wedding reception in the same place. This can not only make things much simpler for you, it can also save you some money. You won't need to rent transportation to take you from the wedding to the reception. You'll find that many churches and other places where weddings take place usually have a hall that they rent out for wedding celebrations. You'll often be able to get a reasonable fee for the use of the hall if you're also having your wedding ceremony in the same location.

The Day Of Your Wedding Can Save You Money

The most expensive day of the week to have your wedding is on a Saturday. This is because most weddings take place on this day of the week. This automatically raises the cost of anything that you have to rent or anyone who you have to hire to help you on your special day. The month that you choose to get married also plays a big role in cost. November to April weddings are much cheaper than weddings that take place in the summer.

Fridays are the second most popular day so this isn't a good day as your second choice. Once again you'll pay a higher cost than if you were married on any other day of the week. If you want to save money you might want to consider having your wedding take place on a day of the week that is less popular. A weekday evening wedding can save you a great deal of money.

If you do decide to have a weekday evening wedding keep in mind that you need to allow your guests plenty of time to get to your wedding at the end of their work day. As well, many people may be unable to your attend your wedding if they live out of town and can't get time off from work during the week.

Save Money On Wedding Photos

Wedding pictures are one of the biggest costs that you'll have to pay for your wedding. There are, however, some ways that you can get around having to pay an expensive photographer to remember your special day.

Think about the guests that you're inviting to your wedding and find out if any of them is good with a camera. If you know that someone is able to take pictures without chopping off heads you might to think about asking them to take some candid photos at the reception. This saves you money since the photographer that you've hired to take your ceremony photos won't have to stay around to be paid to take reception photos.

Digital cameras are a great addition to your wedding reception since so many people will arrive with one! Ask your guests to be sure to email you with the pictures that they've taken at your wedding celebration. You'll be able to get a large assortment of pictures to choose from at virtually no cost to you. You can choose your favorites and have them printed out for your own personal use in photo albums and in picture frames.

Wedding Gifts: Understanding The Process

When it comes to wedding gift giving, there is much question about what to give, when to give it, how to give it and even how to choose it. Are you confused yet? If you are in the market to purchase a gift for someone that you know that is getting married, take some time to really ponder what the right gift to give them will be. When you invest some time in doing this, the end result is a great gift that they will love.

To help you to get started, take a few minutes to ask yourself some questions about your needs and your relationship with the couple that is soon to be wed.

- How close are you to the couple? The closer that you are, the more meaningful your wedding gift should be.
- How often do you see them? Do you play a role within their lives? The closer that you are, again, the more special your wedding gift will need to be for them.
- What is a comfortable amount of money that you can spend on a wedding gift that will not financially strain you but that will be worth the investment?
- Is there something that you would like to give them? IS there something that is important to you that they have as they start this new life together?
- Is there something on their gift registry that you would like to purchase for them?

Asking yourself these questions can help you to get the process started in finding the perfect wedding gift for the couple. While you can go out and just pick anything for them (or just write a check for that matter) spending a bit more time doing so will insure that they get something that they deserve from you.

Wedding Gifts: Shopping Successfully

When it comes to shopping for a wedding gift, there are many things that you can do to make it the most successful shopping you have done. While you will want to purchase something that is beautiful and ideal for the couple, you may not want to spend a small fortune when you do it. This is frustrating and worrisome. No one wants to be the person that doesn't give a great gift. When it comes to these concerns, there are plenty of things that you can do to make it a bit easier on yourself.

Here are a few tips when it comes to shopping for a wedding gift. They will help you to walk away with something perfect without all of the hassle that can go with it.

- **Check out the website** from the store in which the couple has their wedding gift registry listed. Here, you are likely to find a great deal of information and you can even purchase the gift directly from the store. This is easy to do and is one of the fastest ways that you can get the wedding gift purchased.
- **Shop online.** Do some comparison shopping online for your wedding gift. If you do this, you can easily find the most affordable locations to purchase from. If you want to find something that is special or even custom made for the couple, you can do this just by looking for the right providers online. What's more is that price can be lower here as well.
- **Don't be afraid to look for bargains.** If you can get the same item someplace else for less, do it! There is no reason not to get a discount or sale price on the item that you are interested in. Just contact the store that is holding the registry and tell them the item was purchased but you forgot to jot it down.

These tips can help make shopping for a wedding gift a much easier thing to do.

Wedding Gifts: Gifts For The Kitchen

Are you looking for a wedding gift that will provide countless benefits to the couple that you are looking buying for? There are a number of great things that you can do here. No matter what you are interested in purchasing, you are sure to find some unique and useful ideas for the wedding gift here.

Consider these great wedding gifts for the kitchen.

- **Consider giving spices.** Many people forget just how expensive it can be to stock up on spices. If you know they will be cooking, purchase a basket filled with spices.
- **Utensils are a great, inexpensive gift to give.** You will find that these can be placed into a gift basket with a few kitchen towels. They will be one of the first gifts that are used too.
- **Consider canisters and plastic ware.** These items are often overlooked but are very essential pieces that will be needed. Purchase a wide assortment of sizes for all of their uses.
- **Give linens.** A beautiful tablecloth is a wonderful gift to give to the couple. You can also give them a couple of different sized placemats and napkins as well. Giving them several different styles and colors gives them options. This too is a gift they will use and love to have.
- **If you wish to give a small appliance, consider the one that you use the most.** If you use the mixer or food processor more often, give them one. Then, put a note with some recipes in it for using that appliance. This will allow them to have something to look forward to.

Any and all of these ideas can work for your wedding gift. Think about the items within your kitchen that you just could not live without. Those are the ones you will want to give to those that you love too.

Wedding Gifts: Gifts For Around The House

There are a number of great wedding gifts that you can give. Are you looking for some useful but unique gifts that you can give to those that you love as they enter into a new area of their lives? There are many things that you can do here. Just look around at your home and see all of the things that you use each day. They will need those too.

Here are some ideas for you to take into consideration for the wedding gift that you give those that you love.

- Sheets and blankets are common for the bedroom. But, there are other things that are needed as well. Consider pillows, consider picture frames, consider shelving units and small chests.
- For the bathroom, all of those little things that make up your bathroom can be purchased. The toothbrush holder, the waste basket and even the towels that are needed. Roll several large towels up and place upright into a laundry basket.
- Consider the living room. If you wish to purchase something here as a wedding gift, consider items that could decorate. Something to go on the coffee table or even some art for the walls may be quite appreciated.
- Candles work in virtually every area of the home but can be forgotten.
- Picture frames are another choice to consider for a wedding gift.
- In the dining room, people always purchase china and fine silverware. But, what about linens for the table? How about serving bowls instead of china.

There are plenty of options that you can take into consideration here. Simple take a few minutes to find out just what is available on their wish list. Or, think outside the box and just look around your home. What items do you see there that you know they will need? The bride and room will appreciate getting practical and meaningful gifts like these.

Wedding Gifts: Gifts With A Special Touch

Everyone always gives wedding gifts that are for the kitchen. If you do not want to do that, there are a number of great gifts that you can give that can be both meaningful and charming. In many ways, they can also be gifts that are practical and useful around the home. You do not have to buy the same old boring things!

To help you to get some ideas of great wedding gifts that will fill your need for something special but that is meaningful as well, think about these choices that you have.

- **Consider picture frames.** To make these special, purchase a bunch of them that offer the same material. Then, add a special message of love to them. You can even have them engraved with warm wishes to those that you love. Engraving is not that expensive nor is a good quality picture frame set.
- **Consider giving them embroidered towels.** Having the couples monogram added to a set of bath towels is a great idea. You can also give them robes that have this same thing inscribed into them.
- **If you are religious, there are many sentimental things to give.** From messages of love to artwork, you can easily give these as gifts for those that you love on their wedding day.
- **Art from a favorite artist is a great touch.**
- **Consider throw pillows** for the home with a loving message on them or even their names and wedding date on them.

Get creative. If you can not get creative enough, you may be able to just tap into the engraving sites or browse the web for some additional ideas. Whatever you do, don't be one of those people that give the same old gifts. Give them something that you know they will love and cherish for a long time as a wedding gift.

Bridal Accessories For A Fairy Tale Wedding

The first thing that comes to mind when achieving a theatrical wedding is to use bridal accessories to enhance the theme. The key to its success is the right setting, mood (light and music included) and the overall appeal of the bride, groom and entourage. One can utilize facilities available in the environment. To name a few, hotel ballrooms, gardens, medieval castles (only if you live in Europe or other parts of the world that has these amenities) and even a simple backyard will do.

In many different settings, there are certain looks which completes the theme. One of the most popularly used fairy tale story is Cinderella. To create a perfect look for this theme, bridal accessories are top priority when it comes down to the entire style from bride, groom and the entire entourage. Hair coiffure incorporates the dreamy spectacle of hairpieces, flowers, sparkling beads and other accessories that demand the attention of audiences, mainly the guests. But the most magical would be the bride's glass slippers. The fairy tale won't be complete without it. Where to find these rare items? Where else, the world wide web no less.

Snow white and the seven dwarfs is another challenging theme to accomplish. Aside from making sure you have seven dwarfs at the wedding, almost all bridal accessories apply to these fairy tale nuptials. Ball gowns, tiaras, and custom made bridal accessories are a must for Snow White. Best start surfing the web for these items, they might not be found in ordinary bridal shops. And if they carry them, most likely they will be ordering those accessories online also. So why not do it yourself and have the upper-hand in picking the perfect bridal accessories yourself.

Sleeping beauty will not be left in bed when it comes to theme weddings. With just the right details and bridal accessories, this concept can come to life. All it takes is a lot of creativity and the clicking of the key board and surely it will come to being instantaneously and with happy endings.

Whether it's a simple Princess fairy tale story or as brazen as Alice in Wonderland, theme weddings need bridal accessories that are unique and dazzling to capture the imagination. Weddings like these are unforgettable. Guests will surely talk about the event for years to come if the planning goes right.

Wedding Budget Made Easy!

Bring to life a fantasy world takes a lot of resources to accomplish. This generation is luck to have just that at the tips of its fingers. The Internet offers an idea that teaches do-it-yourself instructions. Some sites provide list on creative ways to put together available materials to recycle for new projects, saving you lots of money.

Those things can be daunting to do though. That's why aside from those sites that teaches you creatively, there are online shopping as well. The materials you need to have are shopping list, your computer, websites, and most importantly credit cards. Then, if you have those at hand you are ready to start planning and executing your wedding. Those special bridal accessories are going to be fun to hunt on different websites. Having weddings that are unique are truly remarkable. It shouldn't be much of toil with a lot of help on the net.

Bridal Accessories For The Country Themed Wedding

The challenge comes down to the bride's appearance when planning a country themed wedding. Not to trivialize the groom but there are a lot to chose from for him. The bride's dress should be like a cowgirl's attire. A more modern take on the theme. That's easy to put together. The brain storming starts with her accessories.

Bridal accessories are bit and pieces of details that complete the whole appearance of the wedding. From jewelries, flowers, motifs, invitations and other tiny cute elements essential to a successful country theme.

An invitation can be craft fully made like a wanted sign with the couple's picture. This will send a much talk between friends and family members . Sending shock to their imagination. Their curiosity definitely will want to make them attend the wedding.

As far as the party goes, barbeque and steak is the preferable, obvious to the theme, menu. A lot of corn, mashed potato and everything American to feel the guests' hungry stomachs. Metal plates and canteens for the table wares. Other country inspired décor must come into play as well.

Horse back riding for the guests can be included. For the bride and groom a country carriage will do the trick. For the more adventurous couples, saying their vows on a horse's back fit perfectly to go with the theme. Country music, love songs, square or barn dances ought to be performed at the reception. Cowboy hats, leather pants and skirts with fringes are delightfully to be worn by those invited. Even Indians can come, what's a cowboy without the Indians, right? At the same time it depends on the couple's preference. There are some people who may want their wedding to be an exclusive list of pure cowboys. That's good too.

Lots and lots of hay stack on the floor and beautiful dried county flowers are good to include for the theme. They add a more country feel to the setting of the wedding. The cake is topped with a cowboy couple being wed. As for the give-away horseshoe designed mini cakes can be a lovely addition. The cake can be shape like a cowboy hat. It all depends on how creative the couples want to get.

Wedding Budget Made Easy!

When it comes down to the bride's look traditional wedding gown might not apply. She may wear a white cocktail dress and boots to match. Then instead of a veil a cowgirl's hat is worn. Her style must match her surroundings. The whole entourage must also compliment the theme of a country wedding. Little ring bearers in cowboy attire. Flower girls in cute boots and country flowers to match. Fringed leather vests or something similar can be worn by bride's maids.

The next question is how do you get all these things? There are a lot of bridal shops, nowadays, which cater to theme weddings. They can surely accommodate and accomplish items that are needed. But, one thing's for sure that will never fail! The internet has sites that can help with these requirements. Whether you're a wedding planner or you're the celebrant, it will be a handful to organize this theme wedding.

Sites in the World Wide Web offers do-it-yourself solutions to creative dilemma. There are online shopping that you can do as well. For those who do not live in the United States and needs to have information on how to create this country wedding theme, then goggle your way to new discoveries.

Choosing The Bridal Accessories And Wedding Veils

Equally important are the veil and bridal accessories to make the bride blush on her big day. Keeping them simple and dainty will surely have an effect on the overall look. But, careful what kind to put on because the spotlight might be taken away from the actual bridal gown. They need to accentuate not steal. Too many details on the veil can tend to make it feel heavy on the eyes.

There are so many varieties to choose from. Wedding headpieces and veils can come in different shapes and form. Length can depend on how the bride intends to wear it. Long laces that are lain beautifully on the altar can add drama to the wedding. The theatrics of keeping the bride's face from the groom until the ceremonies are over are still very romantic. This is still in practice by some women. It tends to conjure a feeling of purity or mysticism of the bride. But, times are changing same goes for wedding practices. Today, it is found to be impractical to buy yards and yards of chiffon or tulle fabric to be used as veil. The bride just simply wears a tiara or a sparkling headband.

There is another kind of wedding veil that is used in weddings. These are the headpiece wedding veils that's one of the main elements of the bride's accessory. Designers make sure that they coordinate well with the bridal gown to complete a total look. There are headpieces that comes with a veil. There are those that which a separate veil should be attached. It is good to bring the headpiece to the fashion designer to make sure it will be custom made to fit the style of the dress.

If you are personally going to pick a wedding veil accessory for your wedding, there are some elements to consider. First, the place where the wedding will take place. This will determine how much fabric to use and what kind. Let say it's out doors and windy, then it will probably be a good idea to use light weight fabrics for the veil and keep it less heavy. The wind might blow the veil away with the bride. That's not a pretty picture.

The next to consider is the style of the bridal gown in harmony with the head piece. To veil or not to veil? That is the question that remains to be seen. If the gown it self has a lot of magnificent and intricate details that demands attention, hiding it underneath a headpiece veil accessory will not give it justice.

Wedding Budget Made Easy!

Bridal veils and headpieces accessories have made their mark in the complete revolution of dressing up the bride. Just another way to set the tone of romance in nuptials they bring a different aura to the wedding. Changes in tradition may have diminished their necessity into mere preference. One this remains to be true through out these changes, that even though veils may be outdated, headpieces may never go out of style.

However the bride wears her hair on her big day, it is good to know that her options are endless. The important thing is to keep the headpiece accessories and veils in glamorous style inline with the motif, theme and vibes of the whole wedding.

Flowers Are A Big Part Of The Bridal Accessories

There's a certain romanticism about flowers that one can't do without in any wedding celebration. Maybe on a grand scheme of things they provide the aura of love in the air. What better way to say I love you on Valentine's Day than a bouquet of flowers to send out the message loud and clear. Or even in ordinary days, they symbolize a concrete offering of intentions.

This is why there must be flowers in all bridal accessories, unless it is planned by the bride and groom not to have them at all. From the interiors of the church, tables of the reception to the bridal entourage, flowers are the most effect on the celebration in terms of aesthetics.

Arrangements are mostly done by professional florists. They have a keen understanding of the different ways to utilize them. The motif of the wedding should work hand in hand with the selection of flowers to create a desired feel of the celebration. Having a professional, however, can really place a hole in the budget. Making sure how extensive this bridal accessory will be at the wedding will give the idea if a professional florist is needed or not.

All couples who are planning a wedding have an amount allotted for each aspect of their nuptials. That is why if on a steep budget, it is highly recommended to look for alternative ways to work around it. A very good suggestion is to surf the Internet for ways to create your own flowers. Lots of site offers do-it-yourself techniques to achieve this less expensive wedding accessory. They sell online books or downloadable instructional materials that prove to be effective on your saving. This can be fun work for the other members of the entourage. They can read and follow basic and comprehensive steps on which flowers to use and how to create them. This will do away with paying a professional fee for the florist.

There are downsides to this project. Lack of time, the schedule of the wedding can't wait for these flowers to be finished. There are projects that are harder to make than others.

They might look easy but when it comes to doing them they are a handful. Precise estimation of how things will turn out can be very good for the whole planning. The other thing will be the quality of craftsmanship. The reason behind expensive florists is the magic touch they bring to the arrangement of bridal bouquets. They make them look divine and glamorous. At the end of it all, sometimes it is better to save on other things than risk the beauty of the whole setting,

Wedding Budget Made Easy!

especially the bride's bouquet. Cuts on invitations, music, or rent can be done in its place to save money.

For the entourage, flowers are used in various ways. For men a simple flower corsage or boutonnière makes a perfect accent to the tuxedo. Maid of honor usually has a smaller version of the bride's bouquet. They can be arranged in differently but the flowers used are the same, or vice versa. It can also be that they are the exact replica of the bride's only differ in size. Bride's maids are made totally distinct from the maid of honor. They are much simpler. Some even carry on long stem roses as a bridal accessory. Flower girls have the most put on flowers of the members. They have headpieces, arm band flowers with ribbons, and basket of confetti, also petals. Their gowns have flowers incorporated in them, no wonder they are called flower girls.

There are lots of flowers to choose from to use as bridal accessory. Bridal bouquets are usually white, calla lilies and white roses are best. For the more colorful personality, there are mums, carnations, coral colored roses and the family of daisies. Decorations from the aisle where the bride will walk on, to the reception area, including the table center pieces, contain flowers abundantly.

After the celebrations are over, these flowers are taken home by guests. The young ladies of the entourage keep them as souvenirs by drying them. Even the bride picks a flower from her bouquet to keep forever, or she keeps the whole bouquet.

So, depending on the décor and the theme of the wedding floral bridal accessories are much celebrated in many ways for years. Their participation has led to many beautiful weddings across time in memorial. Indeed, they do bare witness to love's highest form of affirmation.

There are lots of flowers to choose from to use as bridal accessory. Bridal bouquets are usually white, calla lilies and white roses are best. For the more colorful personality, there are mums, carnations, coral colored roses and the family of daisies. Decorations from the aisle where the bride will walk on, to the reception area, including the table center pieces, contain flowers abundantly.

Wedding Budget Made Easy!

After the celebrations are over, these flowers are taken home by guests. The young ladies of the entourage keep them as souvenirs by drying them. Even the bride picks a flower from her bouquet to keep forever, or she keeps the whole bouquet.

So, depending on the décor and the theme of the wedding floral bridal accessories are much celebrated in many ways for years. Their participation has lead to many beautiful weddings across time in memorial. Indeed, they do bare witness to love's highest form of affirmation.

Planning For Your Beach Bridal Accessories

In any given wedding preparations there are a lot of things to take into account. For most themed parties a creation of a new dimension of wedding as a concept are brewed in the imagination. Plenty of creativity and resources from which to draw inspiration are needed.

Among the most romantic themed wedding is a beach setting. Especially when it takes place during sunset or sunrise, this dream like stages of the day offers endless momentum of passionate infectious romance. But it's quite hard to take on the challenge of waking up early for a sunrise, that's why the more popular setting is the sunset. Putting the two together consents for unforgettable nuptials, this leaves guests talking for years to come.

To get started on this ones in a lifetime beach wedding, there are bridal accessories to prepare. Starting with the setting or place to have the wedding and reception, just get a perfect beach location and you can dress it up with flowers, laces and a patio for the ceremony to take place. For other religious beliefs that constrict wedding ceremonies in temples you can have the beach theme in the reception hall. Taking the beach indoors is another great way to have an after wedding party. Just keeping in mind what comprises the sea or the beach will give off the best ideas for what bridal accessories are needed. As a jump start, coral looking flowers, ocean inspired motif, beach sand, little fish nets with fishes and shells are perfect materials to use.

The wardrobe should be thought through carefully. The bride and groom can be in traditional attire but on barefoot or flip-flops. Same goes for the entourage. The wedding dress can simulate the softness flow of the sea. Chiffon, georgette and silk satin cut in bias to achieve weightlessness for the gown. It can be in the traditional white color of can be the same as the beach. For a more extreme wedding, everyone can dress-up in bathing suites and beach attire. Bouquets can take shape like a shell or the color of the flowers can mimic a particular fish. Jewelries can be made of pearls and shells or even beautiful beach pebbles. The wedding rings can be placed in a seashell or a pillow is decorated with elements of the sea. Instead of usual wood or twig baskets flower girls can carry seaweeds basket. You can have them made by craftsmen who are willing to be creative about it. Or try the internet for how-it's and whatnot. The surroundings are breath taking as it is so there is no need to much to it. The beach in itself is a work of art therefore alteration of its splendor makes no sense. Unless the wedding is not going to take place on a real or actual beach setting, keeping the décor to a minimal is a must.

Wedding Budget Made Easy!

As for the setting of the reception area, table center pieces ought to have fishbowls and artificial corals as design. Food can be made more tropical on the buffet table. Pineapples, bananas, mangoes and the like are typical of the fruits enjoyed at the beach side. Seafood like lobsters, fish fillets, oysters, seaweeds are among the cuisine that is inspired by the sea.

Every detail counts and there is a big chance of success if all the resources are available for ones disposal. Going to the local themed wedding experts is one way to obtain these bridal accessories. But for a wider range of choice the best way is to go online. There is international aid ready and able to help out. Fresh ideas are plenty in just the clicking of the keyboard. All that's needed is the desire to make it happen.

Something Blue, Old, Borrowed And New For Your Bridal Accessories

Part of the wardrobe of the bride is the traditions that are carried over from one generation to another. Western customs include something borrowed, old, new and blue in the bride's attire. They made this concept to dress up the bride on her most unforgettable day, her wedding.

First on the list is something borrowed. The choice of using a borrowed article can be anything from head to toe. The most popular choice however is the bride's jewelry. Because of its expensiveness in nature brides opt to borrow jewelry from friends or loan them from jewelry shops. It is more meaningful if the articles that are borrowed came from someone who played a major role in the couple's life. Wanting those inspirational influences gives strength and support for a new life ahead. This particular accessory for the bride must be lent freely. It is believed to be in bad taste if the bride or groom borrows them off hand.

The next article on the list is something old. Passing down of something valuable within the family is practiced by many mothers. They want to preserve a tradition within the family. This can take shape in many forms. The wedding dress itself can be the object to be passed down. But, that doesn't stop there. It can be a simple handkerchief, a small ring or any article of that was used at weddings within the family. This is the binding thought that gives significance to the tradition of something old, remembering the past to celebrate the future. There is a romantic rite of passage that this offering has. It can signify acceptance of the family or approval on the decision of the couple to be wed.

New life for the couple, this is what something new represents. Bridal accessories like headpiece, jewelry, gown and anything is used by the bride that is new. This brings together a dimension of beginnings. A birth of a new life together, something new as a bridal must have can serve as a reminder that is to come for the bride. With all her past and inherent traditions she will be creating a new home that truly is her own.

Blue in a wedding dress? This can be very awkward. Why is it there on the list? To answer that there must be an ample realization how weddings are celebrated. In truth, something blue stands as a reminder of the happier times. Giving a sort of comic relief to the bride, she may

Wedding Budget Made Easy!

already be very nervous with so much going on. This serves as something to keep the seriousness of the traditions balanced out with a little smile. Accessories that can be put on that are hidden are the most common articles used for something blue. The garter is the best example. But to make it a bit more functional and sexy, lacey undergarments can be blue in color.

There are so many things that need attention at wedding preparations. Bridal accessories are very important. They all make up for the bigger picture to become perfect. There is the best way to allow change with traditional bearings. A combination of the old and the new is what a bride's attire is composed of. This create harmony for the past and the future.

Wedding Favors For A Fall Wedding

Colors abound as leaves are changing, a fall wedding brings a new mood on the table for wedding celebrations. Unlike summer, spring or winter this season gets the least attention from wedding party planners. The brusque air sets a romantic tone to the best backdrop of transforming leaves any season can offer. Yet, the reason behind the thought of it not seen as a beautiful time for getting married remains to be unknown. Nonetheless, let the good times roll and great ideas flow on what giveaways to send out in a fall inspired wedding.

Letting the shapes of fall inspire the senses to come up with a good idea on what to give away. Then translate it into a concrete functional or decorative item that can be used as souvenir. A coaster shaped like leaves can be a good idea. Square or round shapes but with colorful paintings of trees that's fiery in hue can represent the season. Guests will adore these small remembrances of the event. And what better way to heat up the season of fire than candle wedding fall favors. Again, leaves shapes are obvious picks. There are candles that have leaves embedded on them as design. Scented candles that give off the feeling of fall can be pumpkin or pine. Orange and gold are the colors appropriate for the wedding favors. They can be translated on the motif of the wedding itself. Or ribbons and laces are good accents to complete the look of the souvenirs.

Harvest season is synonymous to fall. In connection to this season's activity cornucopia symbolizes abundance. This can be used in a miniature size for placing candy in that is overflowing. This makes for a creative way to send home to guest. They can be crammed with chocolates, mints and other goodies to nibble on when they get home.

Mini seed packs that contain flowers, vegetables or fruits can also be unique was to give away. It will awaken the love for nature's beauty in the guests. It can be dressed up in cute containers or lavish packs. Fun activity to follow up this fall wedding favors is to schedule a place and time where both the couple and their guest can all plant those seeds and have another party while doing it. This will make for good excuse for old friends to get together and have an exciting time ones more.

Picture frames with dried leaves design is a great way to immortalize the event. The photo of the couples burning love for each other is inserted into the picture frame. Or a love note so

Wedding Budget Made Easy!

passionate leaving the guest's heart melt can be inserted instead. This will definitely be a winner for a fall wedding favor.

If on a tight budget and the need to save is a must, try using soap as fall wedding favors. They are easy to make and very inexpensive to produce. Instructional materials are readily available in craft stores. If a craft shop is not near in sight try logging on websites that offer the same. The World Wide Web offers a wide range of make-it-yourself and how-to lessons for free. If time is a constraint then ordering online is also possible.

There are so much lovely ideas to conjure from the fall season. Just colors are vibrant like the trees. They arouse a feeling of passion. The intense burning love comes together in weddings.

Let the wedding be remembered by sending the guests beautiful and unique thank you fall wedding favors. They will truly appreciate a give-away that's well thought of.

Wedding Favors Your Guests Will Love

Whether it is a simple party or grandiose get together the best way to show guests ample appreciation for coming is giving away party favors. One celebration in particular that needs a lot of consideration and planning. Finding the best and appropriate wedding favors for guests must be top precedence among other things at wedding celebrations. Flamboyant unique trinkets may prove to be appealing. Bear in mind that since there are many to choose from in the market place it can ultimately lead to indecisiveness. Therefore the best way to combat this is to be in the know what's hot and what's not. Custom fit the personality of the guests to the wedding favors. And, in no time they will love it.

Food for the gods is one very delicious example of a wedding favor guests adore. As sweet as the ceremonies can come those delectable treats are heavenly to the taste buds. Heart shape chocolates, candies and cookies that spell-out love, like fortune cookies, are also good alternatives for this type of wedding favors. Personalized picture of the couple, goodie bags, canisters or boxes accentuated by love notes and ribbons are ways to spice them up.

For the more extravagant wedding favors, elevate those delicious treats from cookies to miniature replica of the wedding cake. Now, that is one way to make a wedding statement. Those little stunners are mostly popular to the well-off high class families. As long as they are within reasonable budget, then it is exceptionally graceful to give out. Best way to pack these beauties is to place them in simple or intricate, depending on your preference, boxes. This will keep the wedding favors from deforming, and it will be less trouble to take home.

There is one way to make sure guests commemorate the wedding vividly. Pictures make for good remembrance and placing them in frames can craft for a practical wedding favor. The majority of wedding nowadays uses this. As the popular choice for wedding favors, picture frames can be dressed up according to the theme or motif. It can also come in the most simplest in form to give way to the guest's liking in using it, leaving everything to the imagination. This can be practical, in that the picture frame can blend well with the interior décor of the guest's home. This way it will be placed on the table top. The wedding will be remembered more frequently every time they see the picture frame.

Wedding Budget Made Easy!

Basically the main point of wedding favors are ultimately two things. First, is to give thanks to the visitors for coming and part taking in a joyous occasion. Showing appreciation by giving back is the supreme manner of saying thank you. Wedding favors does just that. Its second purpose is immortalizing the experience of the celebration. When a wedding is celebrated in the most unusual themes they are best remembered if guests take home a part of that with them. So, every time they see the wedding favors, they will know how beautiful the wedding was and how much their senses feasted that day.

From simple to the most unique wedding favors, one thing remains to be true, that the coming together of two hearts is worth remembering. So stimulate and pay tribute to the celebration by making sure not to leave out wedding favors in weddings.

Wedding Shoes, Buying And Preparation

Men might see shoes as somewhat trivial and somehow overrated. Women on the one hand will go to the far ends of the universe just to have the perfect pair. There's something about having the right shoes that completes the whole attire of a sophisticated or stylish lady. It seems to conclude how her personality and taste reflects the shoes she wears. This might not be true to all women, still there's a feverish effect that tends to take over when the desired perfect pair of stilettos are not acquired.

In an ordinary setting it is hard to find just the right shoes to wear. Being that there are so many things to consider as compared to wedding shoes. It takes time to get to a decision. With colors, styles and function it is a broader choice to make.

More precise elements in the decision making are concluded in buying the perfect pair of footwear for brides to be. These are color, style, details or fabric selections and comfort. These are very vital to achieve just the right pair that will last throughout the celebration.

Let's take one point at a time. First on the list is color. This is easy enough, especially on weddings. Bridal shoes are usually white, off white and cream. But nowadays, there are other colors that are becoming popular with brides. These are gold, silver and skin tone colored shoes. Choosing the right color to match the wedding gown is essentially the best way to keep preference in lined and at the same time eliminating indecisions.

Color is easy enough but style is another story altogether. They tend to determine the taste of the wearer. Different personalities have various selections in choosing the right wedding shoes. There are bride who would like a dainty closed toe with just the right heels to complement their height. Brides, however, who are lacking in stature, come up no less short of the highest heel there is. A more flamboyant bride will use straps high heeled stilettos that ooze sexiness. Elegant women will probably try on a closed toe and open sling back stilettos to use on her wedding day. It all boils down to preference. Taste is of course subjective in nature.

Details of the shoes are equally important as a part picking good bridal footwear. Savings are considerable issues to deal with in preparing for weddings. For those brides who find it impractical to buy a new pair that's going to be used for a day might opt to recycle old shoes.

Wedding Budget Made Easy!

They can ask the dressmaker for a piece of fabric used for the bridal dress and bring it to the shoe repair shop. Then the shoe repair shop can use the ample amount of fabric to cover those worn out pair giving them life. Reviving old shoes are a practical way to save. This will help you pay for other necessities of the wedding.

Nothing beats comfortable shoes to keep a bride on her toes during her wedding reception. There is a saying that goes around in the fashion industry, women must suffer for style. This remark is very true. For one thing, wearing heels are never comfortable. If they are stable enough then it can be achieved. But for the most part they are tiring to use. When shoes are new they need to be worn a couple of times before the feet get acquainted with it. Hence, it is best for brides to start trying on as soon as they purchase it. They must be able to use it for more than two hours without showing traces of pain in their faces. This might come across as a funny thing but any lady will tell you this drill is a must.

Another important thing that all brides that need to know is that shoes must be the first thing which needs to be bought. The reason behind it is that the height of the wedding dress will be measured against the heels of the shoes. Therefore, a very important part of the creation of the bridal gown is the shoes. Taking the measure of the gown without your shoes on will be remorseful. You could end-up having a short gown or yanking your dress too a great deal because of excessive fabric.

Shoes with heels are hard on the feet. If the pain is too much, then it is advisable to bring extra shoes that is kinder more comfy to relieve the strain. Lastly, buy shoes in the afternoons, the feet tends to expand as the day progresses, that's why it is best to buy at the end of the day.

Say Your Own Vows – Personalized Wedding Vows

All weddings are handles with a personal touch by the couples as they plan it. There are many ideas that have been exploited to come up with the most unique and tailored fitting wedding. Themed weddings are more than just a craze, nowadays, it have leveled up to become a norm. Guests are actually on the hunt for something different in each wedding they go to. It is quite hard to scrounge up originality unless it came from the couple themselves. Now there's an idea, being original can take form in one segment of the rites. Though, everything remains to be traditional it will stand out as the most original things in the whole celebration, not to mention it will be unforgettable.

The saying of vows should be the highlight of the whole wedding ceremony. This is when two hearts profess their adoration for one another. Usually, this seems to be the least paid attention on by the celebrators. They often let the usual rites of saying I do's take over. But, not to fret because with the right preparation personal vows can be arranged.

The easiest way to bend the rules is to consult the proper authorities how to work around them. Pastors, priests or any officiating authority that will hold the ceremony are the best consult for this. They will probably give you some reminders on the dos and don'ts of making a proper wedding vows. Asking to help set up limitations for the vows will give a more structured guidelines for the couples. It will make it easier to compose.

Picking the right words are not as easy as it may seem. They can be excruciating to the brain. Having to actually say out loud what can only be felt is tremendous work. But, it will be painless if they come straight for the heart. People who are in love don't think, they just feel. This will give a venue for a more reflective appreciation of how each of the lovebirds, so to speak, really feel for each other.

Vows are not meant to impress the guest. This line of thinking will only create a writer's block problem in writing wedding vows. Keeping it real and close to the heart is the key. Short, simple and sincere, those three S's will come in handy. Affirmations like I do, I swear, I promise are essential to oath taking. Vows are chiefly like that in principle. A sort of contract signing between hearts, that's why saying those words are imperative.

Wedding Budget Made Easy!

After composing the vow it will be well advised to solicit the presiding minister or priest about those vows. They can shed a lot of insights to it. Plus, this will be the best time to consult them if you have gone over the boundaries of what a proper wedding vow should be. Then, if everything is favorable it is time to make the vow final.

Practicing is the best way to get rid of the butterflies in the stomach. That feeling of nervousness might make you vomit or faint during the actual ceremony. Not everyone has the ability to speak publicly, which is why practicing the vows can make it less unfamiliar. It will be the best time to adjust the tone of the voice and manner of speaking are good points to rehearse. Use a full view mirror, it will help for the awkwardness to go away. It will be very good to memorize the vows. This way it will not look like it's scripted. This can make it more touching and romantic for the audience, your guests. Keeping the vow in secret is a good idea. It will be the first time everyone has heard it, that means there is a big chance of a more dramatic effect.

On the day of the "performance" it will be good to shake off all negative thoughts before marching down the aisle. If the need to vomit arises better do it before the wedding takes place than during. It won't be good for the wedding picture.

American Wedding Practices

Everybody loves a wedding and when it comes to Americans planning weddings, there is a lot of fanfare, gaiety and traditions involved for those that love customary charm.

For those that are not too fond of the strapping of conventions and traditions or things overly religious, there are lots of fun-filled and funky practices to choose from, for that's the beauty of being in a free-will nation like America. The freedom to do as you please, think and act in your own best interest without state interference or social obligations to bind you down are best experienced by those living in this populous and most powerful economy of the world; is it then any wonder that the American Dream is a concept that is rapidly being taken to by other global economies as well?

For sure, life in the US is very open and popular among those looking for careers, love and relationships of the evolving kinds as there is such a lot of freedom and goodwill over making your own decisions, so when it comes to tying the knot and arranging for décor, rituals, celebrations etc. there are innumerable choices available to the public that are free for the taking. This kind of variety and open-mindedness regarding celebrations and wedding arrangements makes for easier, more fun and enjoyable wedding planning for everyone involved as the preferences of the bride-groom take precedence over others, which is what it should ideally be like as its their big day – not that of the rest of the family which prevails in other cultures and many a time is completely opposite to what the main couple want.

So, the reason why many American weddings are such cause for celebration is because of the freedom involved to research, develop, plan and put together a customized American Wedding plan that is most suited to the couple getting married and includes their preferences for hall décor, church or registered marriage/following regional wedding customs, being free to either accept presents or go without, have a pre-wedding shower party or simply a reception or even keep it intimate (just close family).

So much easier and hassle-free – isn't it? More on the great American Wedding and what elements give it a distinct touch, but down the line:

Wedding Budget Made Easy!

1. The most common aspects of planning an all-American wedding include deciding how to present the ceremony, whether to have a traditional one or simply legalize it in court and have a sober affair. Others prefer the whole enchilada of entertainment i.e. printing cards, buying favors, arranging customized décor for theme weddings and kick-starting celebrations with an engagement, pre-wedding shower, unique wedding hall décor and grand receptions, which too, is more than acceptable and depends entirely on the preferences of the couple, their budget and their fondness to do so.
2. Most American Wedding planning is initiated after the marriage proposal has been made and the parents informed of the couple's decision to get engaged/or having got engaged so typically family (or even the couple themselves) may host a an engagement party. Typical eats at the engagement party include cocktails and starters but if the couple have a limited budget, sometimes more invites are sent out for the engagement party and lesser, more intimately acquainted guests invited to the wedding, which is usually a more expensive affair.
3. Most American Weddings have the customary bridal shower (hen's party) hosted by the maid of honor and the bridesmaids, chosen by the bride herself while the groom is invited to a bachelor party arranged by his pals with lots of drinks and dancing.
4. Rehearsal dinners, ceremonies and presents are part of the pre-wedding planning, which can also be given over to a professional agency to take the load off the couple and their family, a popular custom in modern day American weddings.

Wedding Favors - Delegating Responsibility Of Selecting The Best!

A wedding is incomplete without wedding favors. However, with so much to do it is necessary to delegate someone to select the best favors that go with the theme of the wedding.

Selecting the right favors for a wedding can be a mammoth task. This is especially true if the favors are to match the theme of the wedding. Many couples feel frustrated and at a loss when it comes to deciding on favors for their wedding and there is a reason for this feeling. One of the reasons for feeling this way is the number of things that have to be done for the wedding. There is the catering, the clothes, the invitation and what not.

Apart from the decision of choosing a location for the wedding and the centerpiece and coordinating with the catering services the wedding couple have to decide on where to keep the guests for the day and the day after the wedding. Well the couples simply have too much on their hands and so they start thinking about delegating work to their relatives and friends. One such task can be to delegate the selection of wedding favors to a friend or relative and the couple can choose from a few samples they may conjure up.

Now accepting the responsibility of having to look for and choose wedding favors for a friend or relative's wedding is a huge task that must be completed within the stipulated timeframe designated for the task and also one must keep in mind the theme and the likes and dislikes of the couple as well. Choosing the right wedding favor is very important and this is one reason why the couple might not like to give away the complete freedom to the designated individual or individuals to decide on which favor is going to be used at the wedding. Some skeptical couples might like to ask the friend or relative to come up with a few samples that they will choose from.

When you decide the person who you would like to designate to choose wedding favors you and your bride to be must sit with the person and ask him or her to do you the favor. Then you must be very clear when it comes to the budget for the favors. This person must have no doubt how much you can afford to spend on your wedding favors and they must be strictly informed not to exceed the budget.

Wedding Budget Made Easy!

Now once the budget is set and the designated person is aware of your requirements you must make it clear to the person how many guests you are expecting and do they must acquire a few extra favors so that the favors do not fall short. Most importantly you must be clear that you are designating the person to purchase the favors apart from just deciding on the type of favors to be bought.

Wedding favors are something that everyone looks forward to taking home. A small wedding favor that can be kept in the album or even in the showcase is a memento of a superb time they had and also a remembrance of the planning and emotions that went into the wedding that should always turn out to be a successful and loving marriage for life!

Discount Wedding Invitations

Everybody loves a wedding and the celebrations surrounding it, but did you know you don't need to break the bank to get unique wedding invites, favors and much more? Yes, discounted wedding invitations do the job just as well – so consider these.

For sticking to a wedding budget, it is very important to cover all aspects of expenses you feel you may incur during the wedding planning stage and finding out about places you can get discounted décor and wedding paraphernalia is simply the best way to begin organizing the celebrations! With discount wedding invitations, there is a lot of variety made available to the happy couple tying the knot, but at lower prices than they could hope to get at regular card stores, which make great first impressions on guests when they take a look at these glitzy, classic, fun or ornate invites – for the choice is endless, if you just care to look around a bit!

The wedding invite you choose for inviting your near and dear ones should give the best impression about the kind of people you are and be in keeping with the general décor at the wedding venue or theme, if you're planning on having one.

Some people who are sentimental about wedding invitations from friends or family or simply love collecting great-looking wedding invites end up keeping these as keepsakes in memory of the event, which is also a delightful thought, don't you think?

With the advent of discounted wedding invitation stockists emerging in every possible American market – and even online – there is no dearth of styles and prices for discounted wedding invitation. It is just as easy to get confused over which one to pick as you are bound to have loads of choice with colors, effects, embossing and even precious stone embedded ones that make superb style statements for your taste.

Do start off with keeping an approximate wedding invitation budget in your mind when you visit the discount store stocking wedding invites as you don't want to end up going overboard when you see the variety and styles on display and end up exceeding the budget for these – and in turn, upsetting the rest of the wedding budget.

Wedding Budget Made Easy!

Depending on the kind of wedding you are planning – simple and elegant or grand and sophisticated or any other style you can think of – you can go about searching the perfect discounted wedding invite, while always keeping a tract of the budget. Alternately, you can approach the store with cards and design that you may have liked particularly and collected in the past.

Another great way to give a personal stamp to the wedding invites and also to keep the costs down is to buy the easily available printing kits from the local stationery or wedding materials store (also check out stores on the Internet) and begin on a DIY (do it yourself job) – it surely will be one-of-a-kind and have your unmistakable stamp of individuality on it! This is more than likely to be kept by many loved ones as a creative effort on your part and thus, serve as a sweet reminder of your happy occasion.

Most traditional wedding invitations contain only text, not graphics and are typically upright and folded straight with the text engraved on the right. These type of cards are usually in white or cream with the text in silver or black; however, gold embossing is also very popular.

Fun Wedding Photo Ideas

It is a well-known fact that great photographs, especially candid shots capturing spontaneous moments in life, make for great memories. We bring you some tips on capturing fun moments for your Wedding Album – so take a look before you start clicking!!

This article is aimed at helping all potential brides and grooms and even their support groups (such as best-man, maid of honor, bridesmaids and friends etc. who'd love to record happy, candid shots of the main couple in a carefree, fun light) to click and get memorable shots on their wedding day!

Everyone agrees that photographs form an integral part of any celebration and when the occasion in question is your wedding, the need for capturing special moments from your Big Day is realized all the more. So, as is the case with all brides and grooms – they are too taken up with the excitement coupled with nerves and dreams of a rosy tomorrow to bother with things like posing for shoots (some even find it cumbersome to sit through hours of studio poses) – this just may be delegated to support groups, such as friends and family members. To help re-live special moments from the Wedding Day, nothing serves the purpose as well as great wedding pictures and a specially nice or interesting shot makes for a great wedding gift if framed well too, so think about it!

One great idea for wedding pictures to turn out right is to give it a prom-like twist: click away like crazy like one would do for the high school party so every entry gets photographed, but against the wedding backdrop so the theme idea is centrally maintained as a constant in all the snaps.

One can hire a professional photographer to do the job or delegate it to a family member; using a Polaroid camera makes for instant fun and captures spontaneous expressions in an easy way or else, you can consider using a disposable camera.

If you are particular about the quality of photographs and minimizing wastage of film and want to save time of changing films/batteries etc. you can opt for using a Digital i.e. a digital camera that allows you to store hundreds of pictures and then choose only the best ones to commit to print.

Wedding Budget Made Easy!

The photo shoot not only makes for a great way to keep everyone involved while the bride and groom get ready for the wedding but also makes the guests feel important, which makes for a happy atmosphere all around – a welcome idea, we say!

Another great idea for fun wedding snaps is to make a scrapbook of special moments or groups of people that are close to the bride and groom; alternately, one can choose to make a collage (collection of pictures, casually arranged next to each other to give an integrated poster-like look that is both aesthetic and creative) so the happy couple can go down memory lane by simply flipping pages or taking a peek at this collage.

Pre-made web site templates where you can upload the best wedding photos are another fun way to gift the bride and groom something different and special that is close to their heart and reminds them of their special day, so perhaps a personalized wedding website filled with special snaps is the way to go for the next wedding you are invited to!

Overnight Wedding Reception Idea

While weddings make for great events for everyone who's got an invite, those planning an overnight wedding reception have a whole lot of factors to take care of and organizing it all smoothly is nothing short of a Herculean task.

To help you with your overnight wedding reception, we have some great, interesting and practical ideas for you to plan, manage and host the most fantastic overnight wedding reception your guests could have hoped for! Depending on the kind of guests you plan on inviting and the number of people who have confirmed their attendance to your big day, you can move ahead with confirming a place for the best overnight lodging arrangements you can afford (within your wedding budget for this – you may need to be a bit flexible if you leave it for too close to the wedding date or in a particularly demanding wedding season).

If you have always dreamed of a grand, sophisticated and different sort of a wedding and can afford to host the guests in overnight accommodation, especially welcomed by those who travel from different parts of the country or sometimes even across continents to attend your special occasion, then planning celebrations that cover day and night events is a great way to liven up the proceedings!

You can bet there will be a lot of excitement and thrills in the eventual wedding reception party but nothing beats the fun and frolic surrounding super long receptions that go well past the night and way into the morning.

To keep guests occupied in happy festivities and boredom at bay, you need to pay special attention to not only comfortable lodging arrangements with adequate facilities for grooming and board, but also transportation to and from the wedding venue, a list of fun activities and drinks to round it all off with some dancing!

Weddings are looked upon by many as being the perfect occasions to party and let one's hair down while also meet other eligible potential partners (this one's for the singletons) or catch up with old friends and family so planning activities around the common interests of most guests is a great way to ensure your overnight wedding reception is met with cheers, not doubt!

Wedding Budget Made Easy!

Typically, most people who extend wedding celebrations over a day into the night and possibly over another day keep the wedding ceremony planned for the day time or early evening, followed by reception party and then dancing, partying and lots of great eats so everyone's ready to crash by the wee hours of the morning and hardly pay attention to the lodging arrangements. This is good in a way for those arranging budget-wedding reception lodging for all their guests as guests are likely to be over the heads if they are a young lot; however, for more mature guests such as senior citizens invited to an overnight wedding reception, comfort and safety factors must not be ignored.

It is important for all the guests to be entertained through the time of the wedding ceremony, reception and till past breakfast the next day so they are confident of having a good time and feel they have got the privileges they rightly deserve for sticking through the various events with you.

Personalized Wedding Favors

Everybody loves weddings, especially those that include them in a personalized way and make them feel good: so, when you opt for personalized wedding favors, you know you have a hit on your hands!

Stick with the idea of making your guests feel extra-special through arranging for great eats, comfy transportation to the venue and drop-offs at strategic points in the city and even including them in photographs they can have as keepsakes – but creating personalized wedding favors simply takes the cake when you want to impress guests for gracing the most special occasion in your adult life i.e. your wedding day!

Many couples about to tie the knot love the concept of giving personalized wedding favors to their attendees as they consider this a great idea for making the guests feel special: this means including the couple's names as well as their own wedding date on the favor.

Not only does the idea of personalized wedding favors help win over the affections of the guests but it also helps to ensure that the guests will find this memorable and unique and thus be likely to always think well of the couple – a thought every newlywed keen on garnering praise and acceptance is likely to do!

Since people attend many weddings through their lifetime, it is the more unique and specially customized wedding favor that is likely to stick in their memory, as otherwise store-bought favors tend to become indistinguishable.

But, one thing brides and grooms deciding on giving personalized wedding favors need to keep in mind is that if they choose a thematic presentation or motif that is easy to link with the rest of the wedding décor/colors etc., the guests are more likely to be impressed by the creative relationship and thought put into these stylized and glamorous articles of wedding charm! So, do not over-fill your wedding favors with too much information trying to make them look personalized, but rather it is advised by professionals dealing with wedding paraphernalia that you plan ahead; avoid store-bought favors and try to make or print them yourself if you can to ensure uniqueness and a certain personalized charm.

Wedding Budget Made Easy!

If you have a good hand at crafting such as Quilling or Crochet, Lace-making or even painting, you can rest assured there are hundreds of beautiful wedding favor ideas you can pick up from the Internet or books on the topic and give it your personal touch! If you have some creative minds in the family or friend's circle, you can rope in lots of 'volunteers' to help out with the personalized wedding favors, since these call for special processing.

You can order personalized wedding favors on a chosen base if you like; depending on the person making them, this may take a day or two or even weeks, so advance planning is the key to having everything turn out perfect on your big day – especially your personal touch wedding favors – to let guests know how special they are to warrant these!

If you haven't given this aspect of your wedding planning much thought are strapped for time, then you may have to consider a rush order, but be prepared to shell out an obscene amount as high fees go hand in hand with short notice on such orders! Some great-personalized wedding favors include printing a message and wedding date on candy wrappers, photo-frames, biscuits (even photo-biscuits are available for the discerning but fun kind of wedding, if you like – edible to boot), candleholders etc.

Shopping For Wedding Favors With Your Fiancé

Keeping your Fiancé in the know as to how the preparations for your wedding are going on is always a recommended step that relationship managers suggest all brides-to-be to consider.

This is because most brides first think of taking along a girl-friend for the various kinds of shopping expeditions they plan ahead of their big day, but few give thought to asking their Fiancé to give them company, when this is the very person who is joining them for life!

So, girls – wake up and smell the coffee – or rather relationship boosters – and build your towards a happy marriage by starting off with sharing with the shopping chores and you'll find it won't seem a chore anymore to your partner – if you approach it right!

For example, shopping for wedding cake, attire and footwear may be something you prefer doing with your girly friends but perhaps more neutral things like shopping for wedding favors can include your husband to be also – so he too, feels part of the wedding celebrations and excitement!

He may not express it openly that he'd like his opinion sought about shopping for wedding favors, but since the favors are a complimentary item from the two of you to all the guests who could make it to your special day and bless your happiness, it's the least you can do to make him feel part of the fun and excitement to ask him for his opinion on the kind of favors he'd like.

Especially if your groom is also sharing with the wedding expenses with you, it is only courtesy to ask him to accompany you in choosing best wedding favors, whether exclusive, discounted or personalized ones so its all about togetherness from the start of your relationship with a new tag!

Some men find that going shopping for anything is nothing short of a Herculean task and avoid going for these 'binges' that women typically love; others find the shopping trip has helped them get to know each other better and actually work out any small disagreements during the process of planning their wedding, which is really healthy for the relationship to develop and grow.

Wedding Budget Made Easy!

Of course, if not planned out properly, shopping for wedding favors can turn out to be stressful and tiring for both people concerned, especially if one is working around a tight budget or timeline!

Also, the wide range of wedding favors available in the market today can cause the best of persons to get confused over the many options and make it a really difficult for them to choose the right one for setting the mood for thanking all guests, which defeats the purpose of going on the shopping trip!

It is always best to discuss with your fiancé about going together to shop for wedding favors, as suddenly springing up a surprise shopping trip on him may not be taken well by a male as welcomed by typical females – so avoid disappointment by first asking and respecting their decision to either accept or decline.

If your fiancé is not too keen on coming along to shop for wedding favors, it may well be the best thing for you as you may get a free reign in selecting your favors in colors, types and even budget you like!

Essential Wedding Accessories

When it comes to planning your big, fat American wedding, there's a lot you can learn from reading wedding planning guides, including what makes for essential wedding accessories!

We present some essential Wedding accessories for you in this article; take a look at what you need for making your big day special and unforgettable – for the right reasons, of course!

Generally speaking, most brides concentrate on their gowns for achieving the perfect blushing bride look, but there are other accessories that can be invested in – if your budget allows – for putting together the image of picture perfect brides. If this is truly your heart's desire, and we do agree that for most girls, it is their wedding day that is most important and they want to look their best thus make all out efforts to achieve that look, but complementary wedding accessories apart from the wedding gown make for the perfect look – so listen up, gals!

A wedding gown without the right accessories, such as stockings, veil, jewelry etc. would look bare and detract from the complete look every blushing bride aspires to having on her wedding day; so take note of what's hot and what's not this wedding season to get the formula for fantastic weddings right!

Here's the cue: take time out to think about the kind of wedding gown you have and what kind of veil will complement it best – a ring and a cord kind, the ones that can be mounted on tiaras, those falling in layers or those with edges and even semi-precious stones etc. are in vogue. Moreover, if you are planning a traditional wedding, then a long trail would look great with your gown or else you can opt for a shorter, shoulder length flyaway variety that modern brides prefer!

As far as footwear and stockings are concerned, these need to match perfectly to give that complete look so try and budget for silk stockings with silk shoes or velvet shoes, which are also elegant and soft to wear. Those with embellishments of beads, sequins and crystals make for great eye-catching foot accessories – so give it a thought, do! Whatever type of shoe you choose, make sure the pair is comfortable as you will be on your feet for long time on your wedding day.

Wedding Budget Made Easy!

Take close note of the kind of jewelry you intend wearing on your wedding day for this needs to complement your dress: neck-pieces, earrings, rings and bracelets make for the basic jewelry most brides like to wear. You can have a tiara also or add on some family heirloom piece, if you like. Another option is to go floral – e.g. floral head-band/ half crown arrangement for your hair and another on the wrist!

Don't forget your gloves if you're wearing a strapless/sleeveless gown as short sleeves demand long gloves to add a touch of sophistication to any formal attire. Also invest in a classy handbag – one that you can use even after the wedding ceremony is over so you're not lugged with the expense of an obscenely priced one; consider a clutch bag or a small shoulder bag.

In the end, remember the devil is in the details so don't let him ruin your Big Day and pay attention to small details for every piece of wedding accessory to ensure it complements your wedding theme – and your personality!

Wedding Crashers – How To Be One!

Weddings are loved by one and all, but nobody enjoys a party-pooper and that's what wedding crashers actually are. We tell you how to be a fun wedding crasher without spoiling anyone's mood!

Read this special wedding planning feature on handling being a wedding crasher without any of the dangers of getting whacked in the eyes for doing so! Chum up with the bride and groom but also end up getting your money's worth especially if you've bothered to stop by and buy a present!

It's okay to head for the banquet straight-away if you've dispensed with social niceties and smiling at probable relatives of the wedded couple, but do so in a gracious manner to avoid drawing attention to yourself! Besides, if you conduct yourself with refinement, there's no way people will catch on to the reality of your having crashed their party, especially if you are dressed-well and act decently. For every party – even the home-parties that friends have, tend to get their share of a party-crasher or two and nobody thinks any the worse of tagging along with a friend to some other person's party even though this is actually a discourtesy done to the host and not to be encouraged at all! But, few people understand that and sometimes, the party-crashers end up being the toast of the ball so the host is quite glad there was someone fun to turn up the thrill quotient of their dead-beat party, anyway!

If you fancy yourself as the typical Life-Of-The-Party Guy or Gal, then being a wedding crasher is the vocation for you! Well, we're just kidding about the vocation part, but seriously, it can be great fun and an adventure too, to be a wedding party crasher at least once – double the fun if you're with a friend, so tag along one if you can – lesser chance of hosts suspecting a couple as compared to an individual they don't recognize besides it gives you a certain respectability as well if you walk in with a distinguished partner on your arm!

If you see wedding celebrations on and make yourself at home, feeding your faces and joining in the activities planned for special invited guests, you can't help but feel you've done it all by yourself and successfully crashed the wedding of your choice. But, there's more to the concept of wedding crashing than simply managing to get in – it's also about staying in and blending with the crowds and not being found out or horror of horrors, thrown out!

Wedding Budget Made Easy!

Here we present some fun tips to crash the wedding of your choice – and stay in too; take a look if you are a potential wedding crasher for this is a crash course in crashing parties like this!

- Most wedding crashers are people that missed out on an invite and want to join in the celebrations for the fun of it; many do not intend spoiling the party for anybody and take it as an occasion to indulge in some merry-making at someone else's cost, thinking what difference will it make to the host if one extra person turns up to nibble a few eats. Actually, it doesn't if you act gracefully.
- Try and befriend a guest or family member, claiming acquaintance to feel welcome and prevent being caught out.
- Get off a sticky situation by pretending to be part of the planning crew e.g. catering or coordinating agency staff.

Show up late, have your fill of fun, food and frolic and exit quietly so you are inconspicuous.

How To Select The Perfect Wedding Dress

Get gorgeous on your wedding day by choosing the perfect wedding gown for yourself and going in for trials to make sure you have the right cut and fit to complement your figure and personality!

You rock, woman – and so should your wedding dress because you want to look your best on your wedding day, which is the most special day in any woman's life! You want to knock your husband's eyeballs out and don't mind the guests admiring glances either – so what do you do?

You get yourself a comfortable pair of walking shoes and scour the market for the perfect wedding dress – that's what you do to be knockout bride! Here are some tips on knowing how to get your hands and your delectable body into the perfect wedding gown for yourself – take a look and look your best! We wish you all the best!

First and foremost, women getting ready to tie the knot have to understand that stinting on their wedding gown is in no way contributing to the wedding budget so scrimping is out! Of course, this does not mean the opposite either (i.e. break the bank to buy top-of-the-line designer wear you could buy a country house with and which compels you to live on bread and water for the next 5 years)! It means striving for striking a balance between the dress of your dreams and your how much your finances can stretch to, if you do find something that is a little beyond your imagined wedding dress budget!

Most women dream of their wedding day from their teenage years, if not childhood days and so nothing must detract from helping you achieve that dream – white gown, veil et all. Wedding dress and the perfect wedding accessories go a long way in making you feel on top of the world – a feeling we recommend for all brides for it sets the mood for happier times to come as you look back with fond memories of your most special day when you looked a princess!

You needn't shop with the budget of one to look like one, we reaffirm; brides that are happy to be getting married and comfortable in their dress look their best, photographs reveal. Many make the mistake of going in for a sexy, stylish but entirely 'not me' look simply to draw attention to themselves but tight or ill-fitting for the sake of fashion dresses are so 'not happening!' This is what brides today need to know – imagine a form-fitting wedding gown that cuts off your

Wedding Budget Made Easy!

circulation: is it really worth it if the gown causes you to faint? Nothing short of embarrassing we say – so avoid this nightmare!

Buying the perfect wedding dress takes time, patience, money and negotiation skills for bargaining if buying from a new boutique or a discount store; the advantage of buying from the latter is that these often stock big labels and designer wear but at half-cost or have off-season sales that offer great catalogue style wedding gowns designed to fit beautifully.

The other alternative is to scour pages of wedding dress magazines and have the local seamstress or tailor shape it according to your body type as every design that looks good on models may not suit average women with womanly bodies. Always try out a number of wedding gowns before settling for the one you feel looks and feels best – try out the famous Vera Wang creations if you want luxurious detailing, intricate craftsmanship and delicate hand-worked details for she's outfitted celebrity brides like Jessica Simpson, Jennifer Lopez, Uma Thurman and Mariah Carey so she sure can be trusted with little old you!

Wedding Gift Ideas

Shopping for wedding gifts can be an extremely interesting experience. Here are some ideas to help you purchase the best wedding gift for someone you care for.

One of the greatest days in a person's life is his or her wedding day. In fact, weddings are so alluring that people are delighted even to receive an invitation for one. The sight of a beaming couple walking down the aisle is a delightful one indeed.

Equally delightful is the choosing of a wedding gift for your friends or relative. Everybody loves to remember the day they got married. What sort of gift can you give a newly wed couple that will help them remember their wedding day?

Scour the Internet for great wedding gift ideas. Scores of charming items found in retail stores as well as online make excellent wedding gifts. For example, you can present mugs, clocks, photo frames, and many more items. The recent trend is to present personalized gifts to newly weds. You can use your creative powers to customize a gift by changing its design, style, and message and make it more meaningful to the person who is to accept your gift.

You can easily find a high-quality, meaningful gift for a newly wed well within your budget. Use the following ideas to find and create a charming gift.

Tapestry

You can personalize simple items such as pillows, blankets, and bags by printing the names of the newly weds on them. Alternatively, you can have them printed on tapestries and offer it to the newly weds as a memento.

Photo frames

Present a newly married couple a gorgeous photo frame with their picture in it. To make it more beautiful, you can add inspiring lines from poems and songs or romantic messages such as, "the perfect couple" or "sweethearts forever."

Wedding Budget Made Easy!

You can choose a frame made of any material from plastic to metal. Usually, personal messages are engraved on wooden frames. The couple will be delighted to put their wedding photograph in a special place to remind them of the happiest day in their lives.

T-shirts

Customize a T-shirt by adding your own designs and words to it. Many couples consider it romantic to proclaim their love for each other by wearing a customized T-shirt.

The most common design is a large "I" followed by a cute red heart and the beloved's name. These personalized T-shirts proclaim to the world about your love for someone. You can print romantic messages on inner garments too.

Accessories

Women, especially, are fond of accessories. The best items that can be customized are bracelets. You can choose among bracelets made of fancy gold, real gold, or even sterling silver bracelets, depending on how much you are willing to spend. You can put the wedding date and the name of the couple on the bracelet. Similarly, you can personalize necklaces and rings too.

Mugs

Mugs have great utilitarian value. If you want to purchase a wonderful gift for the groom, you can present him a customized beer mug or a wine glass. He will surely appreciate it. Take care to select mugs that look macho. A man will appreciate brown or black mugs. Take care to see that the personal message on it is really extraordinary.

Clocks

You can give newly weds a personal watch or a wall clock. The person who receives the gift will really appreciate it because of its usefulness. Engraving the name of the receiver on the metal casing is a great idea. Alternatively, you can also present a pocket watch.

Wedding Budget Made Easy!

Shopping for wedding gifts is a joyful experience. Exercise your creativity by personalizing the gift that you buy because it is the only way to make your gifts unique and special. Don't worry if you don't have that much money to spend on a gift. It is your loving intent that matters more, not the amount you have spent on the gift.

How To Purchase A Wedding Gown

The most important aspect of your wedding shopping is purchasing your wedding gown, the most important dress of your life. Exercise great caution while you purchase a wedding gown. The following tips will be of immense help to you.

Your wedding gown is the most important purchase of your life; so, you must pay special attention when you go shopping for it. Here are some tips to help you purchase the most suitable wedding gown for you:

Stick to Your Budget

You will find that the markets are flooded with a variety of wedding gowns that can be purchased for a variety of prices. Before you purchase any of them, determine how much you can afford to spend on a wedding gown. Don't step beyond your budget limits because, if you do so, you might feel the financial strain later.

Choose a Style

Determine the design of your gown. Browse the Internet to get a variety of wedding gown designs. While selecting an appropriate design, keep in mind the location and time of the ceremony. Ensure that your gown suits not only the ceremony and the locality, but also the rest of your wedding plans.

Shop Early

Don't put off shopping for your wedding gown till the last minute. As soon as you have set the date for your wedding, start looking for an appropriate wedding gown. Research various bridal salons well before you decide to purchase their services.

Talk to Your Gown Designer

Visit the bridal salon whose services you have decided to purchase and talk to the designer in advance. Discuss your wedding dress with her so that she will become aware of what you are

searching for. Being a professional, she can give you a number of useful tips to purchase the best wedding gown.

Don't Take Your Measurements Yourself

Let professional designers take your measurements for you. Don't give them a set of measurements you have taken yourself. You could make major mistakes. A professional can take the exact measurement and ensure that your bridal attire will fit you perfectly.

Study Swatches

Studying a variety of swatches will give you some idea about the color and texture of material that is to comprise your wedding gown. If you study a variety of swatches, you will be able to decide the best material for your gown.

Study the Fit of Your Gown

Consider how the gown will make you look from behind. This is because your guests have to look at your back for a long time during the ceremony. While selecting a wedding gown design, remember that the back of the dress should look as alluring as the front.

Shop with a Friend

Your friend will be able to give you her valuable opinion regarding the design you have chosen. With your friend's help, you can decide alterations to your design and also make up your mind about what your dress will look like from various angles.

Ensure that Your Gown is Comfortable

You will have to wear your gown for nearly eight hours; so ensure that the gown is comfortable and that you are at ease in it. Try it on before you make a purchase; try a variety of movements such as walking, bending, stretching, sitting, dancing, and standing in it to find out your level of comfort when you are wearing it.

Paying for Your Gown

On ordering your wedding gown, you will have to pay a fifty percent advance on it.

If you have paid an advance, request a receipt, which comprises a record of the advance paid, the description of the gown, and the date of delivery.

Ordering your gown at the same shop where you found the design is the best option for you. Alternatively, you can take the services of bridal store. They will take care of everything for you till you are completely satisfied.

Avoid doing the following:

Don't get your wedding gown shipped to you. If anything has gone wrong with you, there is little that you can do. The amount that you spend on alterations might far exceed the discount you were offered when you were shipped the gown.

Beware of anybody who suggests that you should do the "legwork." In such a case, it is better to find another place to purchase a wedding gown.

Never pay for your gown in full before it is completely done and delivered to you.

Enjoy shopping for your wedding gown; it is a once-in-a-lifetime experience. Let the professional gown designers and fitters give you royal treatment. The thrill and excitement of purchasing a gown is second only to the actual experience of your wedding.

Choosing The Perfect Wedding Gown

Many women are confused when it comes to purchasing their wedding gown. After all, purchasing a wedding gown, the most important dress of your life, is quite a challenging task. Here are some tips to help you if you belong to this category of confused brides.

The success of a wedding depends on the wedding gown. After all, the wedding gown is the centerpiece of the wedding. Moreover, a wedding gown is not just a dress that the bride wears; it is a symbol of love, happiness, and purity. It is emblematic of the joy of the bride and her groom. That is why finding a suitable wedding gown is an important part of preparing for the wedding celebrations.

If you are at a loss about how to set about purchasing a wedding gown, the following tips will be of great help:

Finding an Ideal Design

Previously, a bride could find ideas for wedding gown designs and styles only in wedding magazines. Today, the Internet offers a woman a wide range of exciting wedding gown designs and ideas. Browse the Internet for wedding websites that offer ample information about wedding gowns, their prices, their styles, designs, and themes.

Stick to Your Budget

Your wedding celebrations have to take place according to a planned budget. Most people run into problems because they do not stick to a particular budget. Fix a budget for your wedding gown and stick to it. Do not be taken in by the promotional talk of the person you are dealing with while making your choice and order. If you spend too much on your wedding gown, you will find it difficult to meet the expenses for the rest of the wedding celebration.

How Does the Wedding Gown Fit?

Most brides hardly bother about what the wedding gown looks like from behind. When you place an order for your wedding gown, remember that people have to look at your back for a long time

Wedding Budget Made Easy!

during the ceremony. Make sure that your wedding gown looks good to the people who stand behind you.

Choose Wisely

Traditional designs such as long gowns and voluminous skirts are now out of fashion. If the venue for your wedding is small, such designs will look totally out of place. Moreover, the bride will find it very difficult to manage such a heavy dress throughout the ceremony. The wedding gown should be very comfortable because the bride will have to wear it for nearly eight hours.

Location and Weather

The weather and the venue play an important part in determining how comfortable you will feel in your wedding gown. For example, if your gown comprises heavy material, it will make you perspire throughout the ceremony, especially during the summer.

Ensure that Your Gown is Comfortable

Make sure to choose a gown in which you are comfortable. In fact, the comfort of a gown is more important than its design and its looks. Ordering a gorgeous gown in which you don't feel comfortable is going to be quite a waste.

Take Your Time

Planning the various details of your wedding gown is not only time-consuming, but also challenging. Spend a lot of time to research, design, and order your wedding gown. This will prevent any last minute alterations to your gown.

As per an age old saying, your clothes reflect what you are. Your wedding gown should reflect your happiness at getting married to the person you love. Under these circumstances, your wedding gown will look very attractive to your gathering of guests.

Wedding Cost Saving Ideas

Budget plays an important role in any wedding day celebration. Since couples do not want to spend the first golden phase of their married life paying off debts, they would like to cut the costs of wedding celebrations as much as possible. Here are some tips for such couples.

Each girl has her own idea of an ideal wedding. Her wedding dreams might have derived inspiration from fairy tales that have a rosy ending. Girls visualize flowers, laces, and ribbons on their wedding day.

However, when faced with the challenges of reality, a girl might get practical. She does not reject her ideas of an ideal wedding; simultaneously, she also takes into consideration other factors such as budget, latest styles, trends, and decorations. Cost plays a major role in any wedding celebration plans.

A newly married couple definitely wouldn't want to spend the first phase of their wedded life paying off debts incurred at their wedding. Therefore, the bride and the groom should pay special attention to the wedding budget and stick to it.

Here are some cost-cutting ideas for you:

Personalize Your Wedding

If you personalize your wedding decorations, you will not only make your wedding day unique, but also cut down the cost. For instance, if one of the couple is a professional photographer, they could use their own photographs to create the theme of their reception. The photos could be even be incorporated into the wedding invitations.

Rent the Decoration

You will never again get the chance of using the decorations you have used on your wedding day. So, why purchase them? Instead, consider renting items of decoration such as the arc ways, the vases, and the artificial flowers. Renting them, instead of purchasing them, will cut down the cost of your wedding celebration considerably.

Make Separate Arrangements for Kids

Wedding receptions usually bore children. You can arrange a separate corner for the children so that they can have fun by themselves.

If you want to show that your wedding is not just the union of the bride and the groom, but also of their families, you can even customize the wedding rites to match this thought. You could arrange things in such a way that bride's and the groom's children by previous marriages and also the couples' families can participate in a special rite of union.

Obtain the Food from Culinary Schools

You could request culinary schools to provide the food for your wedding reception. You will then have to pay only for the food. Alternatively, you could arrange for a pot luck dinner where friends and family members contribute a dish each.

Keep the Guest List Small

If you want to cut down the cost of your reception, you can invite lesser people to it. Instead, you can invite more people for your engagement party. This way you can cut the cost because only hors d'oeuvres and cocktails are served at engagement parties. On the other hand, the luncheons or dinners of a wedding reception cost more.

Music at Low Cost

For music, you could request a DJ or a local college band. Or, you could just download your favorite songs from the Internet, burn them into a CD, and play them over a loudspeaker during your wedding reception.

Sharing Costs

If another couple is planning to celebrate their wedding on the same day, you can share the cost of decorating the church. The same decorations could be used for both ceremonies, instead of changing the decorations.

Spending too much on a wedding is not at all a great idea. Marriage is not just a party; it is the union of two people. Don't , arrange a reception to just to please your guests. They are supposed to share in your joy, not criticize the arrangements you have made for the celebration.

Word Your Wedding Invitation With Care

Words are of utmost importance, especially when they are set down on a wedding invite. The words you use on your wedding invite should accentuate its purpose, not destroy it. Besides, it should conform with the ethical standards of polite society.

Art is of immense importance in our lives. It finds its way into each and every aspect of our life and lends grace and beauty to it. One of the places where art plays an important role is within the words of a wedding invitation. Since a wedding invitation is a symbol of the glorious celebration of union that is to take place soon, words should be used with care when you create your wedding invite.

Many times, a couple has absolutely no control over the words on their wedding invitation. This happens, for example, when someone else is meeting the expenses of the wedding. In many cases, a combination of words might mean several things. The wrong choice of words on a wedding invite might lead to misunderstand due to misinterpretation among the wedding guests. As far as possible, words can create a misunderstanding should be avoided in a wedding invitation.

The words on a wedding invite should be concise and clear. They should give no scope for any confusion whatsoever. First and foremost, the words on your invite must clearly state all the important details of your wedding such as the location, date, and time.

Second, your guests should know, through the words on your wedding invite, which aspect of your wedding celebration they are invited for. When they receive a wedding invite, many guests take it for granted that they are invited for the wedding ceremony as well as the reception. This need not always be the case, and you should make this point clear in your wedding invite.

Some couples invite only a small section of their contacts for the wedding ceremony. This is because the couple might wish to be married in private with only a few family members and friends for company. They will not desire the presence of colleagues and neighbors under such circumstances. If this is the case with you, make sure that the words on your wedding invite state clearly that the invitation is only for the wedding reception and not for the wedding

Wedding Budget Made Easy!

ceremony. Otherwise, you can invite people for both the reception and the ceremony. It all depends on your choice.

You should also consider the venue of the wedding when you decide the words that go on your wedding invite. If you are getting married in your house, make the words informal while maintaining a respectful, solemn tone.

To put it in a nutshell, see that the words on your wedding invite conform to the ethics and standards set by society. If the words on your wedding invite are flowery, but does not state the most important details of your wedding celebration, the wedding invitation will lose its intended purpose.

How to Plan Your Wedding Celebrations

Making plans for your celebration can be a daunting task. The tiniest details have to be taken care of. Here are some tips on how to plan your wedding celebrations.

Planning your wedding celebrations can be the toughest task you have ever undertaken. Tensions mount as the important day draws closer, and most couples worry a lot about whether everything will take place as planned.

Create a wedding checklist; make use of the following tips.

Agree on Important Aspects of Your Wedding

Couple have to discuss their respective ideas of an ideal wedding before it takes place. What comprises an ideal wedding for one need not be an ideal wedding for the other. To prevent any misunderstanding or heartbreak, couples have to discuss issues related to venue, reception, ceremony, the number of invitees, and the wedding entertainment.

Before making any plans, coming to a consensus about important details such as the list of invitees is very important. Do you want your wedding to be a very informal, casual celebration to which only friends and family members are welcome? Or would you like a wedding on a grand scale to which you will have to invite half the locality, half-forgotten relatives, high school friends and so on? Discuss these questions with your partner.

Fix a Budget

Before you begin planning for your wedding, agree on a wedding budget. Only then will you be able to plan the tiniest details of your wedding celebrations.

Set a Date

One of the first aspects of planning a wedding includes fixing an appropriate date. This tiny detail has to be taken care of right at the beginning. Set a convenient date for your wedding

Wedding Budget Made Easy!

according to the availability of a suitable venue as well as the availability of family members and friends.

Book a Suitable Venue

If your wedding budget is low, you could try booking a venue at a discount. Certain wedding venues offer a discount when it is not the season for marriages. For example, you can get a venue at a discount rate immediately after the vacations. Not many people get married during that time, so the prices are low as the demand for venues is not high. The time of the wedding is also important. Evening weddings are costlier than morning or noon receptions.

Make sure that the venue you have chosen is enough to seat all the guests you plan to invite.

Hire Professionals

Hire a professional photographer to take the photographs. Granted that your friends can take great pictures, and anyway, a lot of them possess a camcorder. But you want this great event captured by a professional who will be able to present it in a really special manner, something you can treasure for the rest of your life together and share with your friends, family, and later, your children.

Choose the Cake

Pay attention to the wedding cake. Having a cake tasting session before you order your cake is a great idea. You can even invite your family and friends to the cake tasting event. In this way, you can ensure a lot of fun for your loved ones.

Printing the Wedding Invitations

There are two ways to take care of your wedding invitations: purchase the services of a professional to design and print them or create and print them yourself.

Shop for Your Wedding Dress

Start shopping for wedding gowns and tuxedos well in advance. This will give you ample time to choose your wedding dress well. Besides, if you have any problems with the dress, there will be ample time to get the alterations done.

If you are busy with your careers and have no time to plan a wedding and look into its finer details, you can simply purchase the services of a wedding planner who will plan the entire event and organize it according to your taste.

Purposes Of A Wedding Program

A wedding program greatly enhances the charm of your wedding celebrations. It also makes your guests feel at home and involved in the celebration. Here is something more about wedding programs.

Your married life begins with your wedding ceremony. You can have either a civil or a religious ceremony at any venue such as a garden, beach, the city hall, or the local church. The latest fashion is to get married online, a practice known as "online wedding."

A wedding comprises a number of traditions beginning with the bridal march to the wedding reception. Of course, you can alter these traditions to suit your taste and make your wedding a unique event. A wedding ceremony program, which describes all the events your wedding comprises, involves your guests in your wedding day celebration and makes them feel comfortable.

A wedding ceremony program or a church program or the "order of worship" or ceremony program is just a customized book that guides guests about the various events of a wedding ceremony. Its functions are similar to those of a concert or a drama program. A wedding program:

Describes the various events of the wedding celebrations and gives the guests relevant information about the order in which the events are to take place and the details regarding these events

Not only makes guests aware of what is happening, but also make them feel involved in your ceremony instead of being mute spectators

Honor and introduce the sponsors, the bridal party, and the other participants of the ceremony

Serve as a memento of the wedding for everybody present if they are beautifully designed

Gives couples something to include in their scrapbook

Wedding Budget Made Easy!

Wedding programs are not mandatory. However, the presence of one lends a unique overtone to your wedding celebration. You might also need a wedding program if:

- your wedding is a multicultural event and your guests might not be able to understand the ceremony.
- you have invited a lot of guests belonging to a different culture or religion.
- this is a large-scale wedding, and the guests are not acquainted with the bridal party.
- your wedding ceremony and the reception that follows is long.
- your wedding celebrations include a number of people that the newly weds are grateful to.

Usually, wedding programs comprise three sections:

The "introduction" contains the names of the bride and the groom, the date of the wedding, and the time and venue of the ceremony.

The "order of events" contains greetings, poetry, readings, exchange of vows, explanation of traditional and religious rites such as the ring ceremony, the pronouncement of the marriage, the unity candle ceremony, along with the titles of the musical compositions that are to be played. You could also include the names of the singers, readers, and the musicians

The third and the last section, the "acknowledgements," contains the names of those in the bridal party, the name of the priest who married the couple, tributes to those who have passed away, notes of gratitude to parents and those who have supported the couple, a few words from the couple to their guests, and the directions to the reception venue.

The printer who has been hired to work on the wedding invitations can be asked to design and print the wedding program too. A few couples prefer to be creative and prepare a wedding program of their own. While it gives them a chance to exercise their creativity, it helps them save some money too.

Wedding Budget Made Easy!

A unique wedding program is a tiny detail that can transform your wedding into a memorable event. Whether you have hired a professional to create your wedding program or done it yourself, a wedding program expresses the love and joy you experience as a couple experience on that special day.

Purchasing A Wedding Ring

A wedding ring is not just a piece of jewelry; it symbolizes great love and commitment. Besides, you will have to wear your wedding ring as long as you live. So, select your wedding ring with care.

Wedding rings have an ancient history. Couples in ancient Egypt used to exchange rings made of reeds as a symbol of their undying love. The wedding ring comprises the most traditional aspect of a marriage. Being the most important part of a wedding ceremony, it symbolizes a couple's promise to love and honor each other for the rest of their lives.

Modern wedding rings are usually made of precious metals such as gold and platinum. Most couples wear it on the fourth finger of their left hand, also known as the ring finger. The practice of wearing the wedding ring on the fourth finger of the left hand is based on the age-old belief that this finger has a direct connection to the heart. A vein, believed to originate in the fourth finger, is believed to lead to the heart. After researching the circulatory system thoroughly, medical scientists have said that there is no truth in this belief. In spite of this, the practice of wearing the wedding ring on the ring finger prevails although some people have now started wearing their wedding rings on their right hands.

Wedding rings are emblematic of everlasting love and commitment, which is why you should purchase a ring made of top-quality material. Your ring should last as long as your marriage and that is several years.

Consider the following factors when you go shopping for a wedding ring:

Budget

Fix a budget for your ring. If you know the limits of your budget, you can save plenty of time choosing from a collection of rings within that price range.

Material

Wedding rings are made of a variety of material. Determine the type of wedding ring you would like to purchase within your established budget.

Wedding Budget Made Easy!

The most traditional wedding rings are made of gold. You can purchase a ring of yellow, pink, white, or green gold. Different qualities of gold are also available.

Platinum is the finest, rarest, and purest of all precious metals. In addition, it is strong, heavy, and resistant. Platinum wedding rings are good for daily wear because they are hypoallergenic, resist tarnish, and don't wear off easily. However, platinum is costlier than gold.

Diamond wedding rings are vastly popular because diamonds are the loveliest, hardest, and most expensive gems ever known to humankind. Their dazzling purity, beauty, and durability is symbolic of eternal love. The amount you will have to spend on a diamond, however, depends on its cut, color, clarity, and weight.

You can also purchase rings of titanium, nickel, silver, tungsten carbide with precious stones such as ruby, emerald, sapphire, and topaz set in them.

Style and Design

Select the appropriate style and design. Wedding rings are available in a number of designs such as Celtic or Irish, vintage and antique rings, designer rings, custom, traditional, beaded edges, and engraved rings.

Visit a number of stores before you make a purchase. Compare various patterns, designs, materials, qualities, and the price ranges.

Seek the advise of an expert. A jeweler of great repute can give you excellent advice on the purchase of wedding rings. Remember that your wedding ring, while reflecting your character and personality, should fit comfortably on your finger.

A wedding ring is not just an accessory. It is a traditional symbol of love and commitment. So purchase your wedding ring with care.

Choosing A Perfect Wedding Ring

The most important part of wedding shopping is the purchase of a wedding ring. Many brides and grooms feel lost when faced with the prospect of purchasing a ring. Here are some tips on how to purchase the best wedding ring for you.

You have finally decided on an appropriate day to get married. Now you are faced with the task of making preparations for the great day. You have to make a list of people you would like to invite, find a suitable caterer, shop for a wedding gown, and many more. All these preparations are absolutely necessary to ensure a great wedding. When you make your wedding checklist, remember to put in all these details. Don't forget to write, "Purchase a wedding ring" as the first item on the checklist.

Choosing the perfect wedding ring is a challenging task. You have to invest a lot of time and thought into it. The wedding ring, after all, is not only an accessory, but also a symbol of your loving union. You have to wear it throughout your life together. Therefore, you have to select such a wedding ring that will delight you for many years to come.

Budget

Before you go shopping for your wedding ring, make up your mind about the budget. You and your partner should determine exactly how much you can invest in a wedding ring. You can then decide what type of wedding ring you would like to purchase depending on the budget you have in mind.

Wedding rings are made of a variety of substances. However, most couples prefer to purchase wedding rings made of 18K or 14K yellow gold. Many people prefer gold rings for engagement as well as wedding ceremonies.

Wedding rings made of white gold are now rapidly becoming more popular. White gold not only looks fashionable and trendy, but also matches the other platinum and silver accessories you might possess and clothes of different colors.

Wedding Budget Made Easy!

Platinum, being the hardest of precious metals, makes a very strong wedding ring. It lasts long and does not wear easily. Due to their long-lasting quality, platinum rings have an added symbolic value. They are, therefore, ideal for couples with romantic ideas of lasting love. Moreover, platinum resembles white gold and looks very elegant and fashionable. You should remember that platinum rings are very expensive. But if you want a ring made of material that can last a lifetime, platinum rings are the best for you.

Men usually prefer titanium wedding rings. Titanium is light and durable. It looks like white gold and is less expensive than platinum. The only difference is that titanium is light, and you are hardly aware of its presence on your ring finger.

Style and Design

A variety of styles and designs are available for you to choose from. You can choose a traditional plain wedding band or an intricate beaded design. You might also find the two-toned modern designs more attractive. The Celtic patterns with their ancient knot work are quite popular nowadays. Modern couples also find a precious stone set in the traditional wedding band quite appealing.

Usually, a bride would like to purchase wedding and engagement rings that match. If you want your rings to match and especially if you intend to wear them on the same hand, you have to take this point into consideration too.

When you shop for your wedding ring, keep your budget and the material of your choice in your mind. Since you have to wear your wedding ring for several years, choose a wedding ring that matches your personality and the type of clothes that you wear. Make sure that your wedding ring is very comfortable.

Choosing The Best Wedding Songs

Music sets the mood of any festive event, including your wedding day celebrations. Therefore, choose your songs with care. Here are some tips for you.

Wedding songs are the life and soul of your wedding celebrations. They set the mood of the celebrations from the beginning to the end. Choosing the best songs for your wedding day celebrations can enhance the joyous mood of the day and make it a memorable event.

The weddings of the past featured traditional wedding songs. Today, couples can choose from a wide range of music. Choosing the best songs for their wedding celebrations is the most exciting aspect of the wedding day celebrations.

Couples usually select songs that are deeply significant to them in a special way. Playing such songs on the wedding day makes it a unique and personal experience for them. For example, a couple could select a song that they heard during their first date or a few songs of their favorite singer.

Consider the following points when you select your wedding day songs:

Venue

Select songs that suit the venue you have chosen for your wedding day celebrations. Wedding ceremonies are usually conducted in a church, and couples must first ascertain whether the church authorities allow their favorite music to be played within the church premises. Some churches are particular about the type of songs that should be played during the services.

Other venues might not have placed any constraint on the type of songs that can be played. In any case, choose sober songs for your wedding ceremony, not the type of songs that might be in sharp contrast to the solemnity of the occasion. You can play all the amusing and entertaining music you like at your reception.

Music Band

Select a good DJ or music band that will create great wedding music for you. If you have decided to have a traditional wedding, you might hire a classical ensemble to play at your reception. If you are having a quiet wedding at home in the company of your friends and family members, you could get a flute trio, a solo pianist, or a string quartet to play your classical wedding music.

Planning Wedding Songs

Couples have to select several songs for their wedding. In fact, you have to select different types of songs for six different aspects of the wedding.

Prelude music is joyous and festive and is played chiefly to welcome family members and friends to your wedding ceremony.

The wedding procession marks the beginning of the ceremony, and the songs played at this time are to welcome the gathering and to alert the guests that the bride is about to enter.

A bridal procession is the most important part of the ceremony. Many prefer the conventional bridal march. However, the practice of playing different type of music during it can make it a unique and memorable event. Besides, it is quite acceptable in the modern days.

During the interludes, you can use a variety of songs to enhance the emotional charging of the environment.

Festive wedding songs should played during the recessional because the music is to celebrate the fact that the couple are now officially united.

The music of the postlude is more grateful, full of thanks to the guests who have made it to the wedding ceremony.

**Download 100+ Books
Completely Free!**

.....

**No Hassles...
No Charges...**

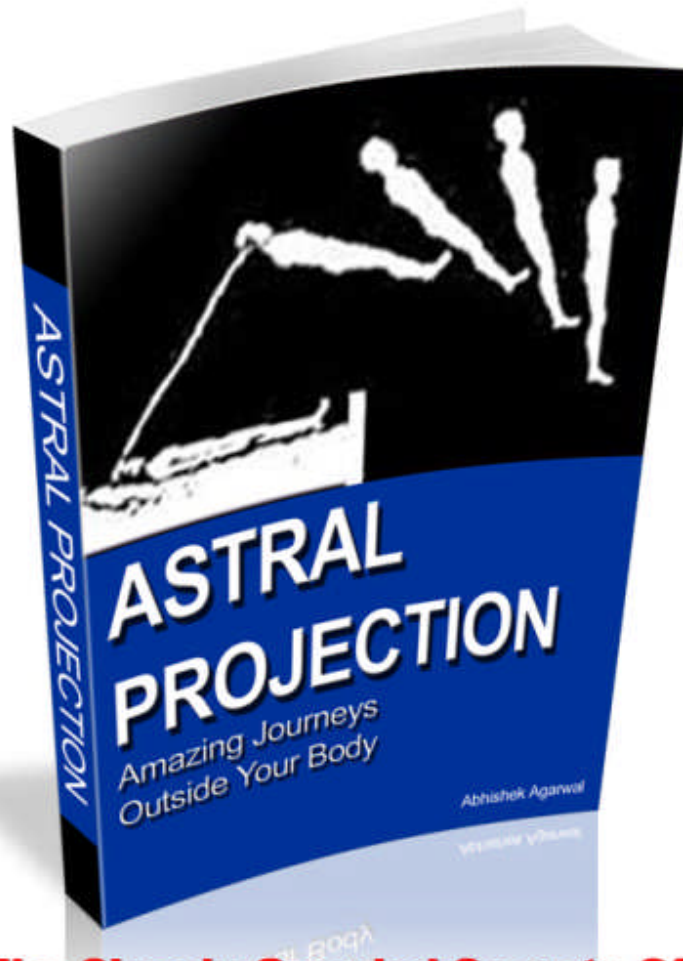
Just Click And Download



CLICK HERE

Learn The Art Of Leaving Your Physical Body!

Download
Today!



"Learn The Closely Guarded Secrets Of Safely Leaving Your Physical Body And Traveling Anywhere You Want To! Learn How To Get Free From Your Physical Body Limitations... Within 30-60 Days!"

DOWNLOAD NOW

**** This Is A Free Report ****

You are encouraged to distribute this Report to your friends.

You cannot make any changes to the document, whatsoever

This Product Is Brought To You By

