

Wedding Etiquette Made Easy!

WEDDING ETIQUETTE MADE EASY!

SELECTED TIPS - 00 PAGES!

Wedding Etiquette Made Easy!



**\$47
Value
FREE!**

Brought to you by Wings of Success

DISCLAIMER AND TERMS OF USE AGREEMENT:

(Please Read This Before Using This Report)

This information is not presented by a medical practitioner and is for educational and informational purposes only. The content is not intended to be a substitute for professional medical advice, diagnosis, or treatment. Always seek the advice of your physician or other qualified health provider with any questions you may have regarding a medical condition. Never disregard professional medical advice or delay in seeking it because of something you have read.

Since natural and/or dietary supplements are not FDA approved, they must be accompanied by a two-part disclaimer on the product label: that the statement has not been evaluated by FDA and that the product is not intended to "diagnose, treat, cure or prevent any disease.

The author and publisher of this course and the accompanying materials have used their best efforts in preparing this course. The author and publisher make no representation or warranties with respect to the accuracy, applicability, fitness, or completeness of the contents of this course. The information contained in this course is strictly for educational purposes. Therefore, if you wish to apply ideas contained in this course, you are taking full responsibility for your actions.

The author and publisher disclaim any warranties (express or implied), merchantability, or fitness for any particular purpose. The author and publisher shall in no event be held liable to any party for any direct, indirect, punitive, special, incidental or other consequential damages arising directly or indirectly from any use of this material, which is provided "as is", and without warranties.

As always, the advice of a competent legal, tax, accounting, medical or other professional should be sought. The author and publisher do not warrant the performance, effectiveness or applicability of any sites listed or linked to in this course.

All links are for information purposes only and are not warranted for content, accuracy or any other implied or explicit purpose.

This report is © Copyrighted by Wings Of Success. No part of this may be copied, or changed in any format, sold, or used in any way other than what is outlined within this course under any circumstances. Violators would be prosecuted severely.

**** This Is A Free Report ****

You are encouraged to distribute this Report to your friends.

You cannot make any changes to the document, whatsoever

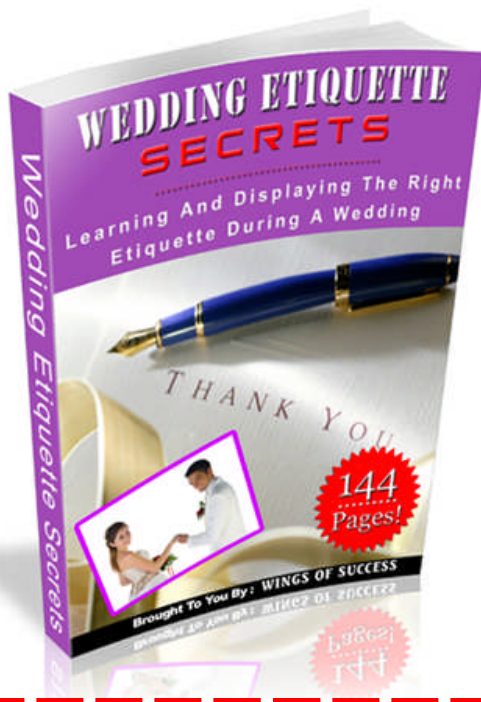
[Click Here To Visit Our Website](#)

SPECIAL SECRET RESOURCE!

Wedding Etiquette Secrets - Learning And Displaying The Right Etiquette During A Wedding

**Catching Up With The Wedding Fever?
Are You Getting More Nervous As The
Day Is Nearing? Still Don't Have A Clue
As To What You Should Be Doing At Your
Wedding? Not Sure How To Make The
Guests Feel Really Special And Cared
For...?**

*Finally! Get Instant Access To Some Often-overlooked,
But Important Wedding Etiquettes You Need To Adapt
At A Wedding...not Doing So Would Be A Sure-shot Way
To Put Your Guests Off! Learn How To Do The Right
Things At The Right Time... And Make The Wedding A
Happy Memory For Everyone!*



**AVAILABLE ONLY
FOR A VERY
LIMITED TIME!**

[Click Here](#)
Download Now



AMAZING  *Wedding Planning*

Renegade Bride Thumbs Nose At Wedding Vendors And Planning "Experts" And Finally Reveals How She Saved Over \$10,000 Using Just Few Of The Many Proven Wedding Secrets!

The Average Cost Of A Wedding Is Approaching \$30,000. But It Doesn't Have To Be...In Fact, You Could Easily Slash Your Wedding Expenses As Much As 80% To Have The Exact Same Wedding!



- Save 50%-80% of your entire wedding expense to have the exact same wedding. And it doesn't matter whether your wedding budget is \$5,000 or \$50,000.
- Never forget even the smallest detail and you never have to worry about any possible disaster or blunder.
- Save hundreds of hours managing all guests, budget, vendors, gifts, seating, honeymoon, and more...
- Plan your wedding in the shortest time and quickest time possible...whether you currently have a full time job or have only couple months to go before the wedding.
- All of the above without hiring a wedding planner

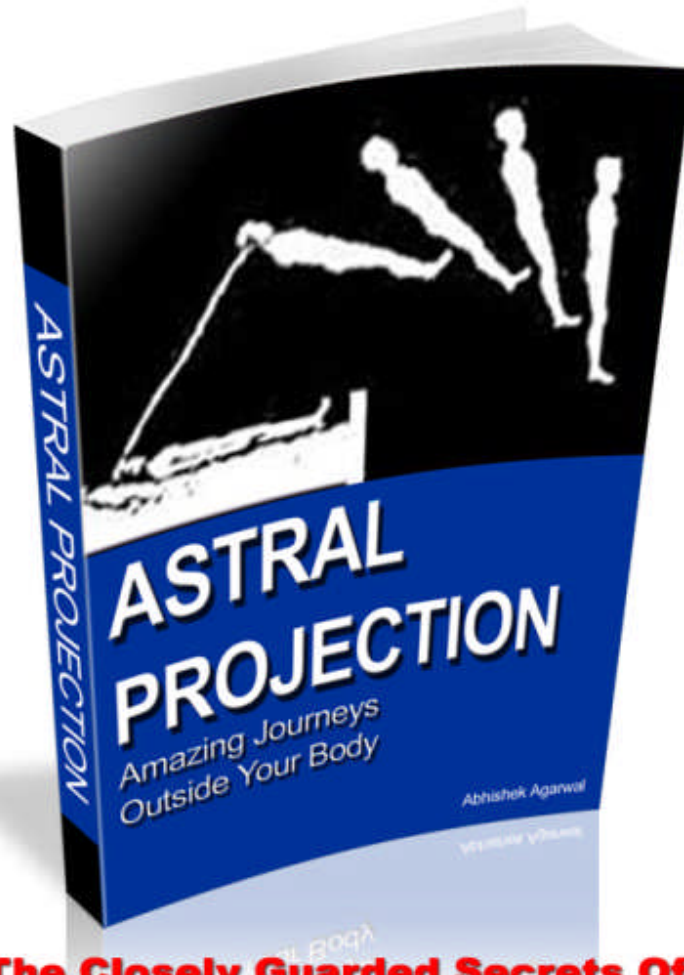
DOWNLOAD NOW

How ANYONE Can Easily Save \$10,000 on an Average Wedding...

AMAZING  *Wedding Planning*

Learn The Art Of Leaving Your Physical Body!

Download
Today!



"Learn The Closely Guarded Secrets Of Safely Leaving Your Physical Body And Traveling Anywhere You Want To! Learn How To Get Free From Your Physical Body Limitations... Within 30-60 Days!"

DOWNLOAD NOW

Contents

Why Wedding Etiquette Is Essential	8
Who's Doing What?	10
Invitations And Announcements	12
Wedding Tipping	14
Destination Wedding Etiquette	16
Gift Giving Cash Wedding Etiquette	18
Be My Wedding Guest: Dress Nicely	20
Tipping - Shelling Out The Green Papers	23
Glory At Morning Weddings.....	25
Miss Manners On Wedding Etiquette For Brides	27
Wedding Etiquette: The Basics	29
Wedding Etiquette Advice For Guests.....	31
A Western Flare For Your Wedding	33
A True Gift Of Love: The Wedding Gift	35
Wedding Etiquette - A Catalogue Given And The Vanished Wedding Etiquette.....	37
Father- In - Law At The Wedding - Carrying The Air Around.....	39
Wedding Etiquette - The Inns.....	41
Step Mothers At Wedding - Stepping Up The Love From Her Side!	43
Second Wedding Etiquette.....	45
Wedding Etiquette: Cash Bar Wedding Parties	47
Wedding Etiquette: Destinations.....	52
Emily Post Wedding Etiquette Book	55
How To Be A Good Guest On Evening Weddings	58
Proper Wedding Etiquette At Rehearsal Dinners	61
The Rules For Second Wedding Etiquette	64
Huge Love In Small Weddings.....	67
Sending Thank You Notes To Wedding Guests.....	70
Making The Wedding Etiquette Announcements	72
In Your Honor: The Maid Of Honor.....	75
The Bride's Or Groom's Father Has A Girlfriend	78
Wedding Etiquette For A Second Marriage	81
Wedding Etiquette For Brides	83

The Shower And Stag Wedding Etiquette 86
Wedding Etiquette For Cancelled Weddings 89

Why Wedding Etiquette Is Essential

It's your wedding, do it your way and forget about the rest, right? If you plan to make a few people unhappy and quite a few more wondering where your manners are, then that is the way to go.

Although we do not want to think or talk about it, wedding etiquette is essential. At this very important time in your life, you want everyone to know who you are and what kind of life you are planning to live. The way that you present yourself here is the way they will see you as a couple.

Even if you do not care much about what they do and think, it is still essential for you to find a way to make them feel welcome into your life.

Not To Worry, It's Not Hard!

The hardest part of wedding etiquette is learning about it. That you will do here. The easy part is doing it. There are very few things that are too hard to accommodate. Besides, a wedding is all about pomp and circumstance, so why not lay it all out there?

Wedding etiquette may seem like a difficult process but once you learn a few facts about it and how to easily execute it, you will be well on your way to pleasing your guests, your parents and even find yourself enjoying it all!

Worries Relieved

Another benefit of following the right etiquette for your wedding is that you can avoid problems like these:

- You forgot to invite someone to your wedding and now, they are upset with you!

Wedding Etiquette Made Easy!

- You do not know how to properly announce your wedding. Should you put it in the newspaper or send an announcement in the mail?
- Who should you invite to your wedding shower?
- Is it okay to do a gift registry for your wedding? If so, should you put expensive items on it? Does it imply that you want gifts?
- What should you do about guests that are out of town? Is it up to you to provide for them?
- Who's going to pay for what? Should your bridesmaids pay for their dresses? Should you fork over the money for gifts?
- Who should throw your bridal shower?
- Is email an acceptable form of thank you notes for your gifts?

There are plenty of things that are big 'ifs' and since most of us only get married one time, it is rather difficult to actually determine what the right way to go is.

Who's Doing What?

The first thing that needs to be figured out is who will be handling what aspects of your wedding day.

This is often a difficult situation because people will go one of two ways.

- They may want to do anything and everything for you. They may want to pay for everything, spoil you rotten and make sure that everything is perfect for you. They often want a controlling hand in the wedding planning to go along with this, though.
- They may instead want to play a minimal role in your wedding, making sure that you pay for and lead the way in your wedding decisions.

Of course, you are looking for the happy medium here. To make sure that this happens, the first thing that you need to do is to get together those that will play a large role in your wedding celebration and planning including those that do want to play a role and those that are close family.

This would include:

- Parents, step parents, and grandparents.
- Siblings.
- Godparents or mentors within the family or friend structure.
- Close friends.
- The wedding party.

When everyone can come together, they can make decisions as a whole or at least find out what role they will play in this very important day for you and for them. Now, who's doing what?

The Wedding Etiquette Breakdown Of Who's Who

Wedding Etiquette Made Easy!

Here's a breakdown of some of the most important players and what they are traditionally supposed to do on your wedding day.

Mother Of The Bride

#1 goal is to make sure that the bride's wishes are carried out the way that she wants them to be. The mother of the bride is there to help her to make sure that what she wants and what she needs happens.

It is very important that the mother of the bride allows for the bride's tastes, desires and needs to be provided for. This does not mean that they can dictate what happens, but rather should insure that what does is what the bride wants.

As one of the largest role players, here are her responsibilities:

- ***The Wedding Attire.*** The mother of the bride should help to find the perfect dress for the wedding, including undergarments and accessories. Not your tastes, but hers should come through.
- ***Guest Lists.*** The mother of the bride should help to organize guest lists, coordinating with the mother of the groom. If the mother of the groom does not contact her, she should make the first attempt.

Invitations And Announcements

Wedding etiquette is essential when it comes to letting the world know about your new upcoming marriage and the invitations that you send to your guests. Getting this right really does set the stage for what your guests will think and feel about you for the next months.

Wedding Invitation Design

One of the first things to determine is how the wedding invitation will be set up. Whose name goes first? What happens when things are more than just a simple wedding? The fact is that there are many questions that come up with the wedding invitation design.

First, here are a few etiquette friendly methods of writing an invitation:

- Start with the sponsor or the bride's parents names. "Mr. and Mrs. Bob Smith" should be the beginning of the invitations.
- Follow this with, " request the honor of your presence at the marriage of their daughter"
- Next, include the first names of the bride and the groom, " Ann Marie to Mr. Adam Jones"
- Follow this with the date and time of the wedding followed by the location.

The invitation should also include the groom's parents if both will be helping to pay for or sponsor the wedding. The bride's parent's names should be first, followed by the groom's.

If the bride and the groom are sending the invitations, their names should appear such as this:

Miss Ann Marie Smith

And

Wedding Etiquette Made Easy!

Mr. Adam Jones

Now, it gets a bit trickier when you add in the divorces and other complications. To determine what the right way to design the wedding invitation is, remember this.

The parents that are issuing the invitations, sponsoring the wedding, paying for the wedding should have their name go first. If you have more than one parent, start the invitation with the bride's parents (father first) and then the groom's parents second.

There are also special situations that can follow these rules such as brothers and sisters hosting the wedding, grandparents and many, many more. The goal is to give proper respect to the individuals that are sponsoring the wedding first and foremost.

List the purpose of the invitation on it. For example, this should be an invitation to the marriage of their daughter or, an invitation to the celebration of their daughter's marriage for a reception only. If there is no reception or only selected guests will be there, the invitation would be directed as an invitation for the ceremony of marriage of the daughter.

Wedding Tipping

Wedding etiquette is just like any other type of etiquette when it comes to tipping. If you are given a service, it is essential that you provide a tip to the person that is providing it to you.

Tipping is a way of thanking an individual for a job well done. Therefore, if they do not do a good job or there is some large problem that is not able to be rectified, the tip should be lessened or not provided. But, remember that this is the source of income for the service provider.

So, who do you tip and who is supposed to tip them? Here are some general rules to help you to decide what the right way to handle payment in the form of tips is.

Who To Tip

The first thing to take note of is just who you should be tipping. One rule of thumb for this is to take a look at the final bill. Today, most of the opportunities for tips are often applied right to the final bill.

For example, in most restaurants, a large party will have gratuity added to the bill. But, that does not mean that this is the right amount to tip (it may be too high or too low) and it does not mean that you have to pay for it at that level

If you pay gratuity in the final bill of your service provided for your wedding, should you give a tip on top of this to the service provider?

If you feel that the service provider has gone over and beyond what was expected of them, then it can be appropriate to provide them with more of a tip for your needs. If you feel that the tip is not enough, then by all means, a larger tip can and should be left.

But, Which Services And How Much?

Wedding Etiquette Made Easy!

Knowing when to tip is just as important. There are several opportunities that you will have to give a tip at. Here's a breakdown of some you should take note of.

- Those that include a tip already in the final bill may be the caterer, the banquet managers, waiters, bartenders, and bridal consultants. Here, a tip is generally about 15%, but should only be provided if the service is over and beyond the standard since you are already tipping them in the bill.
- Your Limousine Driver. You should tip the limo driver for your service. Notice in the contract if there is an amount of gratuity already listed. If so, it is not necessary. If not, or you receive high levels of service, a tip of 15% is appropriate.
- Photographers, florists and musicians. If not provided in the contract, a tip in the amount of 15% to 20% is appreciated. More for better service, of course.
- Priests, Rabbis and Clergymen. This is one tip not to be forgotten as it is not provided elsewhere. The groom should provide a tip to be given by the best man to the official. Commonly, this amount should not be less than \$100. While it is a donation, it should always be provided. More should be provided if the official had to drive a long distance.

Destination Wedding Etiquette

Destination weddings are very popular. In fact, in some ways, etiquette rules have not yet caught up to the destination theme at all! Yet, when it comes to this type of wedding style, you really do have a lot to think about before you go off to get married.

Destination weddings are weddings in which you will travel to a location other than any place near to you, to be married. These weddings are common in resorts and other fabulous places. Yet, although they are so popular, that does not mean that they are the best choice for everyone, especially those with a large family that is expecting a large celebration of the wedding.

While the ultimate decision about a destination wedding is all up to you, it is common practice to insure that the wedding satisfies everyone's needs. Here are some basic tips that we will expand on later.

Tip One:

Do not expect the world to follow you to your destination wedding. Not many of your guests will be able to afford it, find travel arrangements or get off of work to go. So, expect for some not to be able to come with you for your wedding.

Tip Two:

Send out invitations and 'hold the date' cards to your guest well in advance. Several months should be given if you expect them to come so that they can get the proper travel arrangements made including the necessary legal documents if it is out of the country.

Tip Three:

Wedding Etiquette Made Easy!

Do something for those that can not make it to your wedding but are close enough to you that want to celebrate your wedding with you at home. For example, you can have your wedding ceremony in Hawaii, but have a reception back at home too for those that could not make it.

Etiquette For The Wedding

There are several things that come into play when it comes to a destination wedding ceremony. The first is the cost. Unlike a traditional wedding ceremony, it is not going to fly for the parents to pay for this type of wedding celebration, especially when most are counting on that big wedding to celebrate your marriage.

So, if you plan to have a destination wedding, plan to sit down and talk to those that will be paying for it. There are many additional costs folded into the wedding itself here.

One benefit to the wedding destination is that most will take care of all of the planning for your wedding for you. They can help you to make arrangements for the ceremony, lodging, foods, and even for legal requirements. This does lessen the amount of planning that you will be required to do, but it may also limit you to what you can do yourself. Depending on the level of comfort you have in giving someone else the ability to handle your wedding, should be a consideration here.

Gift Giving Cash Wedding Etiquette

There are a number of basic etiquettes which need to be followed for every move made during a wedding right from the dress to gifting to tipping. Here is a list of all the key points which need to be considered if you have decided to give cash as a present to the newly married couple.

Cash Gifting Principle 1

If a person invited for the wedding, cannot attend the wedding, he/she is not obliged to send any present and more precisely, cash gifts. However, wedding etiquette calls for the person to send a note of congratulation to the bridegroom or to the couple or a best wishes note has to be conveyed to the bride.

Cash Gifting Principle 2

The gift that you are planning to give, cash or kind may be forwarded to the bride's house or the groom's house if you are planning to send it before the date of the wedding. And in case you are planning to send the gift after the wedding, it must be sent to the new house of the couple within one year from the date of marriage. This would decrease the encumbrance of the couple. Cash gift is very suitable in such cases as it can be easily delivered and does not need the couple to spend on transportation. Another thing is that, cash gifts would help the couple as they can use it as a form of saving till they stabilize with their lives.

Cash Gifting Principle 3

Cash present is considered ideal as it helps the newly wedded couple in a variety of ways. This cash may help the couple in getting stabilized in their lives in the initial stages post marriage. Expenses after marriage tend to be more as the couple has to pay for their apartment, get groceries and toiletries, purchase furniture and other appliances needed for the new home etc.

Wedding Etiquette Made Easy!

They may also need money for many other purposes. Thus, we can safely conclude that cash presents do not defy wedding etiquettes.

Cash Gifting Principle 4

The next principle to be followed is concerned with the amount of cash which is ideal to be gifted. There is no fixed amount which can be termed the right amount of cash to be gifted. You can gift any amount according to your budget. However, the guest's conveyance cannot be given as a gift to the newly married couple.

Cash Gifting Principle 5

Wedding registry does not oblige the guest to get the couple a gift from among it. In other words, it does not stop the guest from gifting cash. It is totally according to the wishes of the guest to decide what he likes to gift.

Now that the cash gifting etiquette for the guests has been discussed, we can proceed with the etiquettes which the couple needs to follow.

Wedding Etiquette On Gifts For The Couple

It is totally opposed to wedding etiquettes for a couple to ask for cash as gift for their wedding in any form. It is considered unpleasant to ask a guest for present in the form of cash to pay off mortgages or to fund for the honeymoon or for charitable purposes. It is considered unethical.

Asking for a present directly or indirectly makes the bride or the groom or the couple look selfish and mean even if it is for a good cause like charity. This would often make the guest less liberal.

It is necessary for the couple to send a note thanking the guest for the gift given by them whether in cash or kind. However, the decision to give gift of cash totally relies on the guest and the couple should never ask for a gift in cash.

Be My Wedding Guest: Dress Nicely

There is a unique style that can be followed for every other wedding you attend depending on the location, the time and the season. If the invitation is addressed formally, it implies that the guests are required to dress formally for the occasion. On the other hand, a casual invite suggests that the guests can dress casually for the wedding.

For selecting what to wear, the wedding location can be of great help. For a beach wedding or a wedding in a lawn, steer clear of high heels as they tend to sink in the sand and the grass respectively. For an outdoor wedding, very light dresses have to be shunned as they tend to get caught with the wind. A subtle dress can be worn for a wedding at a warm and humid location. However, if the wedding is to take place at a club or a five-star restaurant, you can prefer being wearing a tailored suit or any other dressy outfit.

Outfits For The Sunshine Wedding

For the 40+ women

1. A nice fitted skirt with a sweater and sling back shoes.
2. A suit in a subtle color which is not too formal.
3. A dress with a nice floral pattern.
4. A striking hat which would go well with the outfit and would compliment it.

For the 40+ men

1. A linen or seersucker suit in a light color is the most apt outfit for a summer wedding.
2. For winter weddings, go for darker shades and warmer fabrics. Woolen suits, charcoal pants, ties and a sweater beneath the blazer are a nice option.
3. A blazer together with a dress shirt, pants and a tie is another elegant option.
4. If the wedding is before 6pm, a tuxedo can be adorned.

Wedding Etiquette Made Easy!

5. For a wedding which is formal, a dark colored suit is the best bet.

OUTFITS FOR THE EVENING WEDDING

For the 40+ women

1. Dressing for an evening wedding should be similar to the way we dress for a theatre or dinner.
2. An elegant and not so revealing cocktail number in black is an excellent option.
3. A dressy cocktail suit is also a safe bet.
4. Sequins and beads are to be avoided if the wedding is a formal one.
5. Darker colors would help present your self in a more sophisticated way.

For the 40+ men

1. For a semi-formal or casual wedding, slacks coupled with blazer and a matching tie can be sported.
2. Suits in dark colors are always accepted and most preferred.

FOR THE FORMAL WEDDING

For the 40+ women

1. A gorgeous cocktail dress touching the floor.

For the 40+ men

1. The dress should be really formal.
2. Tuxedo is the best option for such an occasion.

What Not To Wear!

Wedding Etiquette Made Easy!

- Anything too revealing and sexy.
- A dark colored outfit for a morning wedding.
- White should be dissuaded. Especially, a white colored outfit without any prints. This is because, it would steal the limelight away from the bride.
- Jeans
- Tattered and tainted dress must not be worn.
- Too small or too big dresses are also out of question.
- If the wedding is a religious one, sleeveless and strapless dresses are to be avoided. Bare shoulders have to be covered.

Suitable Etiquette For Wedding Guests

- ***Punctuality is vital.*** It is necessary to be present in the venue of the wedding at least fifteen minutes before the start of the ceremonies so that there is enough time to find a seat and settle down.
- ***Purity of the wedding has to be preserved.*** Guests should avoid clicking pictures. They should rather let the photographers do their task properly.
- ***Gifts need not be brought to the venue of the wedding.*** They can rather be delivered to the house of the couple anytime within one year from the date of wedding.
- ***In case of failure to make it to the wedding, the gift becomes an essential.***
- ***Bringing uninvited guest is considered discourteous.*** Bringing is permitted only if it has been mentioned in the invite.
- ***Getting drunk at a wedding reception is disrespectful and offensive.***
- ***Unwanted mingling with people you hardly know should also be avoided.***

Tipping - Shelling Out The Green Papers

- *Getting a marriage done is not an easy job.
- *General custom on who bears the cost .
- * Present day etiquette as to who bears the expenses.
- *Bride and groom also contribute towards the expenses.
- *When parents offer they must not deny.

To get married these present days is not an easy job at all . It has become all expensive and one has to spend much these days. For brides you buy accessories, jewelry, arrange for the wedding coordinator, look out for a makeup artists , and much more. One has to discuss all these and make sure of the funds or resources.

Before you proceed be sure as to who takes up the expenses of the wedding. Decide and verify as to who bears the major percentage of the wedding budget.

General custom as to who shells out for the expenses of the wedding.

Wedding practice on who shells out for the expenses has developed since the last century. It is the general custom that the father of the bride spends for the wedding expenses. This was practiced during the period when the girls were locked up inside their houses and were not allowed to go for work or go to schools, but all they had to do is the household work and they had to learn the lady manners and be well trained as to how to behave after the wedding and on how to lead a life of married woman.

The daughter will get married to the person with whom her father considers as the best and he should feel that he would look after his daughter and feed her and take care of her very well .And thus he would be sending his daughter away to the groom's place , so he makes it a point host a grand wedding and accepts to pay for the expenses as an indication as to his approval of the marriage. This is the general style followed .

Wedding Etiquette Made Easy!

Present day etiquette as to who bears the expenses.

In our day the etiquette on who sponsors it is not much firm as it was long ago. The groom and his partner should go on traditional basis and it is advisable to ask the bride's father to host the party and bear the expenses of the wedding. Or if the parents have decided to co host the wedding they would let them know before and go accordingly. This is generally if the parents are well off to sponsor and meet up part of the expenses.

As these days the groom and the bride earn their living there is no harm if they can meet the expenses of the wedding themselves. Some prefer to manage their expenses as they can have a control on number of guests , who to be invited and how the party should be held.

Wedding etiquette on who shells out for the wedding is , much set aside and the guests bless the couples and the family members.

Other options of paying.

These days there is an increase cost of living , and the parent might not be in a position to sponsor the whole expenses. It might be beyond the reach of the parents. If the bride and the groom are earning their own living they might offer to pay the whole expenses.

But obviously there are parents who will want to bear a part of the expenses. The couple must be sensitive to this issue. When the parents offer to spend it is good to accept and the couple should not deny this even if their parents hand over all that they own. They have some pleasure in contributing and they enjoy the marriage. They have a major role to be paid.

It is much advisable to discuss with your parents the budget and this way you put them through an idea about the expenses to be borne.

Glory At Morning Weddings

General perception among people is that a lavish wedding would make them feel great about it all through their lives. The important which we fail to consider is that it is the love between the couple which matters more than the over-the-top hype that is created. A simple sunrise wedding followed by an elegant luncheon makes more sense and gives more time for the couple to unwind and start with their lives on a happy note.

This would also help the new husband and wife, to save a great deal of money and time and would hence leave them with enormous amount of energy to perform post-wedding activities and indulge in the moments they were looking forward to.

Wedding at the early hours of a day is a different experience altogether. It gives a lot of time to unwind and enjoy once the ceremonies are over. It can be either formal or informal or even a semi-formal wedding suiting the needs and the wishes of the bride and the bridegroom. For a formal wedding, the invites have to be formal and the dress code would also be formal. A bride is supposed to wear a gown touching the floor and the veil she wears should touch the knuckle of the middle finger or the fingertips. A blusher of elbow length would look gorgeous with a fingertip veil. This is not obligatory in case of a semi-formal wedding.

The bridegroom's outfit should be in agreement with the degree of formality of the ceremony. In case of a semi-formal sunrise wedding, the groom can be clad in a suit or stroller in a dark color without tails in black or grey. On the other hand, for a formal wedding, he should sport a morning suit comprising of ascot, grey pinstripe trousers, cutaway coat and a grey vest. He can even prefer wearing a tuxedo.

However, it is necessary to coordinate the outfits of the couple in such a way that they compliment each other. A tuxedo would be too formal, in case the bride is going with a casual wedding gown.

Wedding Etiquette Made Easy!

The following are certain primary etiquettes which ought to be followed without any indifference whether it is a morning or an evening wedding:-

- It is the duty of the groomsmen and bridesmaid to assist the ceremonies if the wedding is not exactly private.
- The bridesmaids have to be selected in such a way that they are younger than the bride and their outfit be in a light and elegant fabric and should match with the wedding gown of the bride. Flowers are to be used as embellishment.
- The bride's outfit has to be graceful and simple with a veil and a pretty garland. Jewels, if given by the groom or the parents can also be adorned.
- The bridesmaid have to help the bride in dressing up and in receiving guests and helping them take their seats in the left side. The gloves and bouquet is to be with the first bridesmaid.
- The groomsmen have to assist the groom and have to take care of the task of receiving the clergyman.
- Guests should keep away from wearing dark colored dresses for a morning wedding. Breezy and subtle colored suits and dresses are preferred.

The Wedding Breakfast

The most apt Wedding Etiquette lies down that the bride has to sit in the centre table besides her husband while the parents take up the top to bottom to welcome the guests turning up. Once the cake is cut and the toast is offered to the couple, the bride and the bride groom ultimately exit the ceremony after a congregation with their near and dear ones.

The newly weds can get going with their honeymoon and other plans around two or three o'clock. Meanwhile, the guests can set off to their destinations.

Miss Manners On Wedding Etiquette For Brides

The most renowned Miss Manners, Emily Post has now been followed by a lot of other people who have become specialists in the field and have themselves become Miss Manners on Wedding Etiquette. Presented here, are a few tips which would help all you blushing brides out there to get a grip on the Miss Manners you need to follow as per Wedding Etiquette.

#1. The wedding gown

According to Miss Manners, the modern day Wedding Etiquette is not all that stern. Brides of today do not have to stick to the traditional ultra white, crème and beige wedding gowns. They can rather experiment with their favorite pastels or even with any color which would go along with the theme especially in case of a Destination wedding. An aquamarine or turquoise colored gown to match the fresh sea water is a great option in case of a beach wedding.

It is more important that you select a dress which would compliment your skin tone and the one which would, at the same time, accentuate your curves in the best way possible.

#2. The shoes

Ankle strap and open toed wedding shoes are allowed by Wedding Etiquette say, Miss Manners and white is no more the indispensable color for the wedding shoe. Crème, beige, ivory or even a red colored shoe can be worn to go with a wedding gown in ultra white.

In this regard, comfort and style score high. Miss Manners say, less ornamented shoes are most preferred, though rhinestones do not confront Wedding Etiquette in any way.

#3. Announcement of the engagement

For the first time brides, the most economic and simple way to announce the engagement to close friends and family is during a dinner. However, in case you are ready to burn a hole in your pocket, an engagement ball can be hosted specially for this purpose or an announcement can be made for the same in newspapers, say Miss Manners.

Wedding Etiquette Made Easy!

Miss Manners suggest second time brides to speak to their kids before making an announcement in public. Secondly, it is necessary to discuss about the plans to their parents prior to their ex-spouse. Wedding Etiquette is, however, not breached if the bride, who may not have an offspring from her ex-spouse, has neglected to tell him about the engagement. Unless the bride has joint custody of children with her ex-spouse, she is completely free from any kind of obligation towards him.

#4. Who are to be invited?

In the opinion of Miss Manners, it is totally in the hands of the hosts of the wedding to actually decide who are to be invited and who can be avoided or neglected. However, the parents can have a say, in case they host the wedding jointly. In general, it is the bridegroom and the bride who decide who are to be invited, as it is the day of their lives.

The bride's father cannot invite the ex-guy or ex-spouse of the bride, who may be his best employee, if the bride and/or groom are not fine with it, though he might be the one who has hosted the wedding.

#5. Cash gifts and wedding registry

Cash gifts are a complete no-no as stated by Miss Manners. It is one of the greatest errors of Wedding Etiquette. Miss Manners also say that asking for a cash gift would make the groom and the bride look materialistic. Miss Manners is not in favor of persistence of cash gifts even if it is for the purpose of charity.

Wedding registry cards are fine with Miss Manners though they should not be enclosed with the invitation. Online registry is an enhanced option to inform guests who would like to gift according to the couple's wish lists.

By following this, Wedding Etiquette is conserved and it would also present a pretty picture of the bride and groom, rather than presenting them as pushy people.

Wedding Etiquette: The Basics

Wedding Etiquettes are not over and done. They are as significant and crucial as they always have been. Though people consider that rules are meant to be broken, certain rules cannot be bent after a certain extent and Wedding Etiquettes belong to this kind. Every one of us will still agree that Wedding Etiquettes are still being followed in some way or the other.

The history of Wedding Etiquettes dates back to the Victorian era which takes us back to the early nineteenth century, the 1800s to be precise. The Victorians were sharp, decorous and knowledgeable which made them do everything in the most orderly and the most appropriate manner possible. They valued social behavior and manners and thus had a proper Etiquette for doing things including marriages. It should be noted that a number of books on Wedding Etiquette were published during this period.

Every country, every culture and every creed in the world follows its own set of Wedding Etiquettes. Some of them might be common while many of them might be different and distinctive to a particular culture.

The fundamental Wedding Etiquettes that we are altering and employing as per our requirements and wishes, basically belongs to the Victorians. All the primary Wedding Etiquettes used by the westerners have been inherited from the Victorians.

A great deal about Wedding Etiquette has been emphasized in the book on Wedding Etiquette by the renowned Miss Manners, Emily Post. Discussed below are few very important primary aspects of Wedding Etiquettes relating to conceiving an invitation, distribution of invitation to family and friends, etiquette to be followed while acknowledging the invite, in attending the ceremony, protocol for guests and the gifting manners.

#1. The Bridegroom And The Bride

Wedding Etiquette Made Easy!

? Decision has to be made regarding the degree of formality of the marriage ceremony. In case a formal ceremony is planned, the invite being sent must be formally addressed. If it's just going to be close family and friends, an informal invite would do.

? Invites should be sent at least four to six weeks prior to the wedding and in case of a destination wedding, a save a date card has to be sent to all the guests seven to nine months preceding the date of the wedding giving them ample time to prepare themselves for the ceremony monetarily as well as bodily.

? A bride has to stick to the dress code of the church in case the wedding is set to take place at the church. Otherwise, she is free to choose the design and color of her wedding gown.

? The groom may sport a black tie or a suit. In case of a beach wedding, beige pants can also be worn.

? Cash gifts should not be asked for, by the couple. Online wedding registry must be mentioned in the invitation. The registry card must not be enclosed with the invitation.

? The mother or the step-mother, who ever is dearer to the bride must be seated in the first pew. If both of them are equally chummy, the mother should be made to sit in the first pew.

#2. If You Are The Guest

? Acknowledgement of receipt of invitation should be given as soon as possible within a couple of weeks before the wedding. It should also be made known to the couple if you would be attending the wedding or not, so that the couple can calculate the number of persons whose presence would be there for the luncheon or dinner, as the case may be.

? In case of a formal invite, it is implied that the guests have to be dressed formally. In such a case, evening gowns should not be worn by women.

? Guests are not indebted to get a gift as per the registry and they are not compelled to send gifts if they cannot be present for the wedding.

? Lastly, in case they are planning to send gifts to the couple, it has to be sent to their new address within one year of the wedding.

Wedding Etiquette Advice For Guests

Many times, people who are invited to weddings end up complaining about the bridegroom and the bride, the outcome of the wedding, the food, the ambience and all other odds. However, people tend to forget that even they have to follow certain codes of conduct while attending a wedding.

Some of the wedding decorum which ought to be followed by guests attending the ceremony is as discussed below. These would help you brush up your manners so that you can socialize and grace the occasion in a better way.

Wedding Etiquette suggestion 1: immediate response to the invitation is vital.

It is the duty of the guests to inform the bride or the groom about their presence in the wedding as soon as they receive the invite. This would help the couple in getting rid of a whole deal of tension. Some people are too ignorant to respond to the situation while some turn up without notice while some call up just a couple of days prior to the wedding to inform that they would not be able to make it to the wedding.

Wedding Etiquette suggestion 1 says that this is totally unfair. Couples are no more asking their fathers to bear the brunt of the wedding. Instead, they are funding their wedding themselves. So, it is the duty of the guest to give correct information regarding their presence on the wedding of the couple so that their money does not get wasted. Couples need to be clear of the exact number of people who would be attending the wedding, so that they can fit all the expenses within their budget in the best way possible and also save money wherever possible. And in case the couple or the bride or the groom have individually added you in the in list for a sit down dinner, they will have to pay for you even if you fail to make it to the wedding.

The above wedding etiquette ought to be followed if you don't want to be referred to as an uncultured brute. Thus it is very important to acknowledge the invitation from a couple at least two weeks prior to the wedding.

Wedding Etiquette Suggestion 2: make sure you dress suitably!

Even though being fashionable is a good thing, this suggestion calls for you to dress according to the type and location of the wedding. This suggestion comes soon after the suggestion asking you to respond to the invitation because, once you decide to attend a wedding, the next thought in your mind would be deciding what you would wear for the occasion.

This Wedding Etiquette helps you in not looking like an impostor in your best friend's wedding where everyone else has dressed accordingly.

This suggestion on Wedding Etiquette calls for you to wear the most apt dress for the wedding you are going to attend. Women can go with a pretty cocktail dress or a nice Sunday dress for an informal wedding while men can wear their suit. However, the tie can be forgone. The top button can be left open and the sleeves can be rolled up for a more casual look. Just make sure you steer clear of jeans and tank-tops.

Wedding Etiquette suggestion 3:- greeting the newlyweds:

The newlyweds will really look forward to your greetings as they would like you to feel happy for them. This is a very kind and pleasant attitude. Just make sure you send a "best wishes" note to the bride and/or a "congratulations" note to the bridegroom.

A Western Flare For Your Wedding

A western theme can do wonders to your wedding and it's a great way to make your special day a truly unforgettable one. Everything from the cowboy hats to the brilliant country music would create an amazing ambience and would make all the guests feel at home. It would give a delightful feeling to everyone present and would tempt them to scream "Yee-haw" and party through the night.

A dance hall, barn house or a grange hall are nice options to host a western wedding. For people living in the west, the most apt backdrop would be a mountainous area while back yards and lawns are the other options available.

Catching up with classic western movies is a great way to learn more about the dress to be worn and other etiquettes which have to be followed during the wedding. For the proper Old West feel, a Victorian dress for the bride would do wonders. Denim or lace can be used for a more fashionable look.

Western ornaments may be picked up from flea markets and antique shops by the groomsmen and bridesmaids and may be used as embellishment. The bridegroom can go for bolo ties, hats and cowboy boots. To add to the effect of the theme, a carriage with horses can be rented to leave once the ceremonies are done with. A collection of all time hit western songs can be compiled to be played during the festivities.

Johnny Cash, Emmylou Harris, Randy Travis, Tammy Wynette, Lyle Lovett and Dixie Chicks are some of the all time enjoyable artists. And in case you are ready to burn a hole in your pocket, you can give the collection of songs in a CD to all the guests so that they never forget your special day.

The cuisine must consist of the best western delicacies which can be cooked and served during the event. An open barbecue is a good option as the appetizing smell adds to the effect. Baked potatoes, coleslaw and beans are the best barbecue options.

For the evening, cowgirls and cowboys can unwind and relax with a warm bonfire. Skewers and marshmallows can be toasted on it.

Wedding Cowboy Hats

1. Natural multi tan rolled edge brim casual cowboy hat

It is a multi purpose hat which can be ideally sported in a beach or sporting events or shopping or during casual outings. Repeated use enhances the quality of the hat. It is really pliable and soft to touch due to the poly braids in it. This is a simple hat which has identical colors flowing all through its weave.

Size: A single size fits all.

Brim size: at the widest point, its 3.5 inches approx

Circumference: approximately 22 inches

Material: polyester 100%

Special feature: grosgrain sweatband

Available colors: Tan blended with beige stripes, yellow and crème.

Origin: Imported

2. Peter Grimm Drifter Straw Cowboy Hat

These kinds of cowboy hats are made from flat Moroccan straw especially for weddings. The pre-curved brim and metal eyelets ensure amazing comfort while the elastic sweatband absorbs sweat. An elastic wire inside the brim makes it simple to retain the shape of the hat. This hat is similar to the famous Shady Brady though this does not cost a fortune.

3. Tan & gold bended brim amber beaded band cowboy hat

This is the perfect option for all the sparkle and shine. It is ideal for a concert or to laze around in the beach or while going to clubs. A typical metallic embossed hat blended together with paper braids for retaining shape. The hat is fabricated with striking faux amber and the antiqued gold chain, adorned at the back of the hat makes it more attractive.

4. Arden B Lilac straw cowgirl sexy

This pretty hat, designed by Arden B, has its sides folded and a worn out look which has been achieved knitting straw and dyeing it. The elastic in the hat makes it wearable by everyone.

A True Gift Of Love: The Wedding Gift

There are a wide variety of gifts which can be presented to a couple which is newly betrothed or a newly wedded couple depending upon their need or the choice of the guest. A gift is the representation of affection and love and concern towards love. It is a custom being followed by people all around the world.

According to wedding etiquettes, all the people who are officially sent an invite are obliged to offer a gift to the couple irrespective of them attending the wedding or not. There is an exception here, people who stay far away or those who are not very close to the couple need not send in gifts to the couple.

A guest, who has been requested to attend the ceremony, has to gift the couple. But he/she is expelled from this obligation if they cannot make it to the event. However, a close friend or a family member will generally send some gift even if not able to attend the ceremony.

Gifts for engagements are not obligatory but have started gaining importance in many regions around the world.

There is a great deal of things which can be gifted to a couple on their wedding. It ranges from gift certificates to gardening tools, camping equipments to expensive china and also household appliances. The gift registry of the couple may also prove very useful in this regard. However, registry information should not be contained in the invitation and must be spread informally. The new trend which is gaining popularity is the action of couples in registering with a couple of retail stores or travel agents or online shops.

Mentioning about the gift registry in the invitation is not a great idea at all since it would not impress many of the guests. The people who are invited ought to get the choice to gift a couple on their wedding. Many times, the most loved and treasured gifts are those which turn out to be a pleasant surprise to the couple.

Wedding Etiquette Made Easy!

Gifts which would be sent post wedding are to be sent to the address of the couple's new home or to the place of the bride's parents. And in case you are planning to send the gift before marriage, you are supposed to send it to the bride's residence. Guests may also choose to send the gift to the couple soon after they receive an invite. This saves the couple from getting tensed about moving the gifts after the reception.

On receiving a gift, the couple should make sure that they send a note of thanks to the sender soon after receiving the gift or within four months from the date of marriage. This is the appropriate etiquette to be followed when presents are received.

Wedding Etiquette - A Catalogue Given And The Vanished Wedding Etiquette

- * The Victorian era
- * The change in style and practices.
- * The bridesmaids and how they should carry themselves

Even in the present day world this etiquette still exists. We have known this custom even before the Victorian era. They are best known for their edification, culture, astuteness, elegance and style.

The modus operandi of who should shell out for the expenses of the wedding has undergone a very minor change, even though the olden customs still subsist in the present day world. As in today's world the groom and his bride earn their own living and thus are able to sponsor and host their own wedding.

On social elegances, some Victorian wedding styles, still survives, as in the bridesmaids and groomsmen on the wedding catch and throw the bouquet. This is the custom generally followed by them

The tipping on which the wedding etiquette is a custom practiced even in most parts of the European countries. But as time passed by the tipping of a hat to recognize an individual or bless or greet a newly married couple is almost become an outdated style.

One among the basis is that, wearing a hat is considered an old fashioned and this was suggested by one of the etiquette professionals. So thus if there is no such professional how would one decide on the fashions and trends.

Wedding Etiquette Made Easy!

The formal dressing of Americans does not include a bonnet, but the Europeans include and consider the bonnet an important thing to be worn. Thus this serves as a cause as to why the Europeans, tipping on wedding etiquette is still practiced.

The etiquette on wedding tipping is thus not a big deal to be considered these days in the American society. Of course, the books available on wedding etiquette do not reveal anything about the tipping nor nothing is revealed even about the old tradition of the American culture.

But some couples desire that their guests should go about the wedding etiquette tipping and practice them. These duos are the ones who want to celebrate their function with a wedding theme as in the Victorian era. During 1950's the Casablanca theme which fashioned from these years necessitates a bonnet to be worn to have a complete ensemble.

Apart from the etiquette on tipping, the other vanished wedding etiquette is that choosing the bride's friends younger than the bride and asking them to wear similar clothes to that of the original bride.

Everything is lost in the present day world. The etiquette on tipping is fully vanished. Brides now opt for the maids who are older than they are or sometimes even to the extent of them being married too. This practice is not being a scorn today but since the time when the tipping on wedding etiquette is practiced.

The cause behind this is nothing but the Victorian era came from the previous custom that the evil spirit is tasked to kidnap brides on the marriage day so that, that person can take himself the bride before she gets married to the groom. These maids ensnare the kidnappers and confuse them and put them in a dilemma as to who is the original bride.

The style has been conceded on from generation to generation as it evolved now is the etiquette we practice in today's wedding. According to the etiquette professionals this has been followed and forgotten as people, in the recent times have become more fashionable and less superstitious. These days the bride can now have her sibling or her best pal by her side on the special occasion.

There are still loads of things that has to undergo a major change to robust our current style and civilization. Even few of the modern practice has become obsolete as the way the other practices vanished.

Father- In - Law At The Wedding - Carrying The Air Around

- *Etiquette that was followed in the past years
- *The services he renders towards his daughter
- *Expenses borne by him
- *The practice and customs that prevail now in the present day.

During the 19th and 20th century the general practice was that the bride's father should bear the expenses of the wedding. Anything and everything should be borne by him.

This was the practice followed and it was the bride's father who decided everything. Right from the person his daughter should get married to, the date on which the marriage should be held, and the manner in which the marriage should take place , all these are decided by the father only.

There might arise a question in minds of everyone as to why the brides approve to this etiquette and give their fathers a chance to decide on their lives. Let us see if the etiquette this is still applicable in this period.

None questioned about this practice those days . Generally a decision taken by the bride's father is very much respected. The brides themselves did not feel the oppression . They firmly believed and had sincere faith that they were taken care .

During that period it was the bride' s father who used to feed his daughter and was much concerned about her and he was the one who guided her through right path , taught her manners, sent her to school , and also taught her the right way of socializing ,speaking and dressing up.

Wedding Etiquette Made Easy!

Every teenage girl in an upper class family and a middle class is required to finish schooling. This was practiced as the girl will get ready for a married life .

Once the father has made the decision that his daughter should get married he will arrange for a party to be held and announce then that his daughter has reached the age of marriage. All suitors of course would be under the eyes of the father. He will accept those suitors who he feels is the best for his daughter .

Once the father makes the choice of his bride groom and if his daughter accepts, the date on which the engagement will be held also is announced.

Because of this practice of wedding etiquette bride's father will not a single paisa from the groom's father. The bride's father would have saved money and he has to celebrate the marriage in the manner his daughter wants.

If he wants to have the wedding celebrated in a grand manner with ball dance , he should have saved money from the time he learnt that his child was a female.

Today things have changed. The cost of living is too high and the brides are now independent. They earn their own living and there is a slight change in the customs. These days the bride's father is not forced to refuse the help rendered by the groom's father . They together can share the wedding expenses.

Marriage expenses are too much these days and that it requires a fortune to be spent by the bride's father. He can also avail the help of his relatives financially and services.

In the present day there is no obligation on part of the bride's father to bear the whole of the wedding expenses. This is most especially when he is got young children to look after. The olden days custom is followed only when the bride's family is well off. Every daughter should be aware of these .

These days even the bride and the bride groom can sponsor the wedding expenses instead of getting help from their parents. The couples these days prepare their wedding ahead now have time to save money for the expenses they have to meet.

But if their parents are willing to offer for the wedding they must be in a position to accept the help offered. The parents would like to be a part of their children's' wedding and hence they should not deny the help but satisfy them.

Wedding Etiquette - The Inns

- * The wedding destination
- * The venue
- *The rooms booked
- *The etiquette one must follow in use of rooms
- *Suggestions on how to carry yourself before and after wedding whether you are a bride, groom or an invited guest.

These days the destination of the wedding theme has gained popularity .The couples now make a choice of the venue of their wedding far from home . Relatives, guests, friends and family travel long way as the venue is far off. They do only to attend the function and to bless the couple to lead a happy life.

These days weddings are held in gardens, beaches or auditoriums. They are being charged for their usage and sometimes turn out to be economical. But these places are not built with chambers so the groom and bride feel it hard to put up . This is the reason the hotel rooms or lodges are booked which enable the people to stay over. They are booked a week before the wedding is held. The bride, the groom and the guests should behave in the etiquette on using these inns. Everything matters including the use of these rooms .

Take for an instance that you are a groom and if you violate on use of these inns you tend to create a bad impression on everyone around. Your family reputation is in spoilt . Or if you being a guest and you don't behave etiquettely it might create a bad impression .

Given below are some etiquette one has to abide by when he/she attends a wedding.

Wedding Etiquette Made Easy!

Etiquette one has to follow on use of proper rooms before the day of the wedding.

1. The most basic of all is that the groom and the bride should be given different suites. It is obvious that the couple love each other and that is what has got it to marriage. They have much time to spend with each other once the wedding is over.
2. If there is a custom that the couples should not meet each other before the wedding or there is a tradition that the groom should not see the bride in the wedding costume, they must be followed else the wedding will be called off.
3. If the couple share the same room the above custom is not abided by and thus might leave the guests stunned. If the old parents come to know this they might get a heart attack and die.
4. Also the bride should be careful enough to see to that she does not have rights to employ the maids (who work for the inn) more than she should.
5. The brides cannot take much advantage on the men who work there. They cannot ask them to walk up and down for the work to be done. They should not be screamed at unnecessarily.
6. They should not act too smart and thus behave like a lady with manners as she would get married in another few hours.

Wedding etiquette on using the rooms after the marriage is over.

1. The brides or the grooms should refrain from getting themselves a hotel souvenir. They should not flick things that they would be able to purchase easily from a super market.
2. If you are a guest do not flick the ash trays, mementos, souvenirs or towels or any comforters kept in the chambers for use. All you can do is to use them and not take it for yourself. They are things kept by the hotels and not by the grooms or brides. No worries, the newly wed couple will of course have something nice and good to gift you.

Step Mothers At Wedding - Stepping Up The Love From Her Side!

Many movies and serials have given the public an idea as to how the step mothers react towards their step children. We take all this for a fun and do not consider them seriously as we watch them only for a time pass. We laugh at the sarcastic dialogues and the director makes it a point to end each episode with a slapping scene .

These scenes are not funny or there is nothing to be laughed at . These do happen in real life . The father and mother often fight as there is always some misunderstanding cropping up.

Having a wicked mother or a father , often we read them in fairy tales. But generally the step mothers do get along quite well with their step sons or step daughters.

If you are caught up with those who love their step mothers and biological mothers equally then you are in a mid of a snake fight . Do not let yourself to face this situation. suppose you are on lookout for the wedding etiquette for the step mothers they are given below. Just keep in mind the following etiquettes and assure yourself that you do not allow a slight between your two dear ones .

Wedding etiquette for the step mothers and their seating

If the biological mother and the step mother were not in speaking terms for the past 10 years then their seating arrangements might create a scene. Even a slight friction would lead them to a heated up argument. You should be able to seat them without hurting each others feelings.

When you begin see to that you have a hearty talk with each other at the time of planning for the wedding. Give your mother clear information as to how to carry herself during the

Wedding Etiquette Made Easy!

conversation. This is because your stepmother might get offended if you try advising her. She might think that you are trying to lecture her. Make sure that you include your father in the talks.

Even though your stepmother might be aware of the wedding etiquette make sure you put her through the basics. When you are doing this see to that you are not authoritative. Make it clear to her, that she is dear to you and that it requires much more than to just attend the wedding. Etiquette indicates that she should be seated in the place assigned to her and your dad should be seated in the row in the church.

In order to importune your parents good behavior include both your parents in the talks. Make it clear to them that it is very vital for them to avoid rancor and it would be difficult to deal with if that create problems.

There are some guidelines which would help you out. In many cases where the parents are annulment, the parent with whom the child lived after divorce matters much. That person must sit in the first pew. This is not much often, if the mother is remarried and if got an immediate family they might be seated not many rows away from the first. Next comes the father and his stepmother including their children.

There are realistic guidelines for the divorced parents on how they should behave during the ceremony. Give them their seats they should take, allot them properly. Expanse the mother and the stepmother to ensure there would be no conflicts. It is obvious that your kindness and compassion would be valid by all cause that is your day.

Second Wedding Etiquette

Not very long ago, people believed in celebrating second marriage as a very low key affair by inviting only close friends and family. It was supposed to be a more formal occasion without any kind of lavish celebrations, especially if the bridegroom or the bride were divorced.

However, it does not hold good anymore as people have understood that there is no point in stopping second time marrying couples from expressing their love for each other and their emotions. They are free to celebrate their wedding the way they prefer it, whether it be a lavish festivity or a low key intimate affair.

They need not worry about what others would think about them if they are being too extravagant in celebrating their wedding. You do not meet a person who can make your heart pound so much every other day, so go on and celebrate it with your mister or miss right whom you have identified a wee bit late. Host a feast to express your love.

Second wedding, however, has its own set of etiquettes which ought to be followed. Try to incorporate them as and wherever necessary to avoid causing blunders.

Wedding Etiquette which has to be followed during the second marriage:

Announcing the engagement

Firstly, you need to discuss about your plans to get married again with your children from first marriage, if any as it would not be very easy for them to adapt to the changes which may take place soon after. Therefore, it is important to talk to them before announcing about the engagement to others. If this principle etiquette is forgotten, it may prove disastrous with the passage of time when you, your new husband, your kids and his kids move into the same house.

Wedding Etiquette Made Easy!

Secondly, you ought to inform your parents about the engagement and second wedding before you inform about it to your ex-spouse. In case you do not have any kid with your ex-spouse you are not obliged to tell him/her about your second engagement.

Selecting the wedding dress

Second wedding brides can wear any color dress which they prefer. However, lavender and lilac are the colors which are preferred for widow brides marrying the second time. It is considered better to leave out the tiara and the veil and instead opt for a simple and pretty flower headdress.

Inviting your ex-spouse

Proper Wedding Etiquette for second marriage calls for the bride and groom to sit, discuss and decide who are to be called for the wedding and who can be ignored.

It is advisable not to include ex-spouses and former in-laws in your wedding list as the guests may feel awkward about their presence.

This is so because, it would be really weird and stressful when your ex-spouse, former in-laws, present in-laws and current spouse meet as it is totally unpredictable as to what would happen during their meeting. Hence, it is not advisable to call your ex-spouse to attend your second marriage even if your current spouse assures you that he/she does not have any problem with them attending the wedding.

The proper wedding etiquette in such a situation is to call your ex-spouse for a quiet dinner after your honeymoon so that embarrassing and awkward situations are not faced by you or your present husband.

Wedding Etiquette: Cash Bar Wedding Parties

As more couples, these days are celebrating their wedding in the evening, throwing open bar party has become a trend and is rapidly gaining popularity. Open bar implies that the guest can order any number of drinks of the brand of his liking. There is no upper limit to the number of drinks which must be ordered. This is a way opted by couples who are ready to burn a hole in their wallets.

However, many couples are opting for cash bars as it would come under their budget. Unlike open bars, in any cash bar wedding party, the guests have to pay for every order they make. The newlyweds cannot be held liable in case of non-payment by the guest. The guests have to hand down a bill for the drink similar to the way a customer usually does while he orders a drink at the local bar.

Wedding Etiquette, however, commands the brides and grooms- to-be to not opt for cash bars. You would be evaluated as a zero if you opt for one. Even couples with tight budgets are not advised to go for it.

As cash bars defy Wedding Etiquettes, you are sure to receive unpleasant and nasty remarks from guests if you opt for it. These remarks may range anywhere from commenting on your budget to your manners. Hence, it is advisable not to go ahead with cash bars. Rather, you can end your reception with a quiet sit down dinner thereby saving yourself and your spouse from the embarrassment right on your special day.

The point that guests forget here is that they themselves are defying wedding etiquettes by commenting on your efforts. But, there is no way that we can silence them.

Answer to the cash bar problem

Wedding Etiquette Made Easy!

There is one alternative available to the cash bar. According to Wedding etiquette experts, you can opt for a semi-open bar instead whereby you need not fear about defying Wedding Etiquette and simultaneously you need not have to bear the brunt.

Experts on wedding etiquette say that it is advisable to cash bar all the drinks after the first two while the first and the second drinks can be under the open bar system.

As per social drinking standards, two drinks are acceptable. By opting for this combination of open bar and the cash bar, you can be sure that the guests attending the party are satisfied while you can also be happy that you need not burn a hole in your pocket.

This way of hosting the evening party also ensures that the guests maintain their composure and excessive drinking by the guests can also be avoided. Thus, a large number of couples who are a bit tight on their budget are opting for this combination way of hosting the cocktail party.

Second Wedding, Do It Right This Time...

Tradition and etiquette dictates that second weddings should be simple and casual instead of being formal and extravagant. However, the number of second or encore wedding is sharply growing each year. Such ceremony is designed to celebrate two people who want to embark on a new marriage with different partners.

Etiquette In Announcing Your Engagement

The immediate concern in planning a second wedding is how to announce this to you children. The children should always be the first be notified of your decision to remarry, as this will combine two already-established families. Expect you children to be stressed by your move and they will need a certain amount of time to accept the situation.

The bride and groom's parents should be the next to be informed and then the respective ex's. The ex-wife or ex-husband should make an effort to appease the children and reassure them about their roles in the new family.

Wedding Etiquette Made Easy!

Engagement rings from the past should not be worn anymore based on second wedding etiquette. All signs of previous relationships should be taken away once planning for the wedding and announcements are made.

A second marriage can be announced informally such as advertising it in the newspaper, making e-mails and phone calls. Under second wedding etiquette, the couple does not have to host an engagement party but a small gathering can be organized where you can make that important announcement.

Who's Going?

Just about anybody can attend your second wedding. However, in observance of second wedding etiquette ex-spouses and former in-laws should not be invited even if you are in speaking terms to avoid awkwardness among the other guests.

The bride and groom should calculate a realistic budget for the wedding. This is a rare chance to again have the wedding of your dreams, it could be elegant, extravagant and intimate.

Vows and Ceremonies

Second wedding are normally made in civil ceremonies but can also be done in a religious ceremony. There are many ways to make the ceremony feel very intimate and special. Writing vows is common among second wedding and there is an abundance of books written about it. The children can be assigned to do an important part of the ceremony in order to foster unity. They can escort you while walking the aisle, read passages from the bible or serve as attendants in the event.

The closest family members and friends of the new couple can walk down the aisle or no one at all.

Are Bridal Showers Needed?

Bridal showers for encore brides are normally but this need to adhere with second etiquette rules.

Wedding Etiquette Made Easy!

- Only guests should be invited
- Club, Office and school showers can also be done and can be attended by other not on the official guest list. However, those that attended the bride's first wedding should not participate.

Wedding Gifts and Registry

Guest should make they register. Some guests will have the uncontrollable urge to give something even if the couple does not want gifts. It's also acceptable for encore couples to sign in the gift registry.

Wedding Gift Ideas for Second Marriages

Gift certificates—restaurants, spas, stores

DVD player and DVDs

Charity Donations

Coffee maker, pasta maker, cook books

Wedding Receptions and Parties

The reception of a second wedding may be extravagant or simple depending on the taste of the couple. The bride and groom will be first at the line and followed by their children. The traditional garter and bridal bouquet toss are optional.

Not Necessary In A Second Marriage

Rehearsal Dinner

Attendants

Accompanying the bride down the aisle

Procession

Advisable

- Make a gift registry even if you don't want gifts.

Wedding Etiquette Made Easy!

- The children should have responsibilities in the ceremony.
- Customize and personalize the wedding and reception.

Please Avoid

- Doing the same things in like your first wedding.
- Wearing a similar wedding dress.
- Marry in the exact spot of your first wedding.
- Use old rings from a past marriage.
- Criticizing former spouses

Optional

- Showers
- Engagement Party
- Announcement in the newspaper
- Rehearsal Dinner
- A laving wedding with attendants
- Parents walking down the aisle
- A different color for the wedding dress instead of white

Wedding Etiquette: Destinations

You might have heard of a couple wearing an alien suit for a wedding dress or a couple who get wed in a pink Cadillac in Las Vegas wedding strip. Although it sound like fun, many still don't get the wishes of couples to celebrate their wedding this way.

If you want to have an exciting wedding, you can get wed in an extraordinary way without looking like a psycho for getting married in an alien suit. Destination Wedding is gaining popularity these days because it satisfies the wants of adventurous couples without being a clown.

Destination Wedding is for couples who want to get wed on the sandy beach of Fiji Islands or at the romantic canals of Italy or at the Eiffel Tower.

Wedding guests for Destination Wedding usually are the closest families and friends of the bride and groom. Of course, only those who love you the most will take the time, energy and money just to get to attend your wedding day.

But do you know that there is a list of Destination Wedding etiquette to follow? Destination Wedding Etiquette is just an enhancement of wedding etiquette that we have come to know.

-- Basic Destination Wedding Etiquette

* The very first Destination Wedding Etiquette that you should know is that you should tell your guest in advance, at least six months, of the when and the where of your Destination Wedding.

Wedding Etiquette Made Easy!

This Destination Wedding Etiquette is important because it will give your guests an ample time to decide whether or not they should attend your wedding. Your guests also needs to check-in in a hotel and fly just to get to your Destination Wedding.

You may ask, should you pay for the travel expenses and hotel accommodation of your guests? Destination Wedding Etiquette tells that you should not. You are not responsible for their tickets and hotel fees. You would go broke if you do. Your guests know this fact and they should not ask you about it in the first place.

If any of them ask you the awkward question of, "Would you I pay for the tickets and hotel fees?" You could answer this way so as not to hurt his or her feelings: "Oh, I would love to treat you for a vacation but our budget is so limited that I could only accommodate your dinner after my wedding." You have better lines than this. Use it using your friendly voice.

* The second most important Destination Wedding Etiquette is to provide your guests with information about the place. You should also scout for the cheapest hotels in the area where they could stay.

You can create a Destination Wedding Information, a brochure type info kit that contains the basic information about the town of your wedding venue and the scenic places that your guests can go before and after the wedding. Remember that Destination Wedding is like a honeymoon wedding? Think of the best honeymoon places and vacation spots in the area so that couples and singles alike will enjoy the place.

Also, create a map of the area so that your guests would know how to navigate the area.

Other Destination Wedding Etiquette

- Destination Wedding Etiquette allows bride to wear any wedding dress that they would like to wear. Of course, if you are a fashionable bride, you would like to wear a simple yet elegant wedding dress even without looking at Destination Wedding Etiquette books. For chic and fashionable brides the fabric and design of the bride's wedding dress must conform to the location.

Wedding Etiquette Made Easy!

For example, if you are getting married at the sandy beaches of the Fiji Islands, you should wear chiffon and even semi-translucent wedding gown in white or other colors like aquamarine. This kind of wedding dress will look very sexy on the beach.

- Bring insect repellent lotions, sunblock and face hydro spritzer like Evian to make your guest feel comfortable in your wedding reception and ceremony which would be held in an unroofed venue.

This is not necessarily one of the rules of Destination Wedding Etiquette. This is just your way of saying thanks to your beloved family and friends who took the time and have spent fortune just to witness you getting tied with your one true love.

Emily Post Wedding Etiquette Book

The Emily Post's Wedding Etiquette book is a very comprehensive book on wedding etiquette. The wedding situations depicted here are full of every situation in which an expecting couple will need to do or just say the right thing.

The Emily Post Wedding Etiquette book has every answer to every question b couples regarding the proper wedding etiquette. Also, included in the Emily post Wedding Etiquette book are very valuable advice on how a couple will set up either a traditional or a non-traditional wedding ceremony.

The Emily Post Wedding Etiquette book also includes the right and efficient way to dress and depends on the level of formality of a couple's wedding, aside from this, the Emily Post Wedding Etiquette book teaches the couple how wedding invitations will be written, etc.

The modern couples who originated from different kinds of backgrounds need the Emily Post Wedding Etiquette book. The Emily post Wedding Etiquette book is also needed by the brides and grooms that have entered their second marriages. Aside from this, the Emily Post Wedding Etiquette book is needed by children from a divorce.

Finally, the Emily Post Wedding Etiquette book is needed by anyone who needs to make sure that will be able to get everything that are just right for their wedding!

To give the reader a sneak peak, here are some of the possible topic or subject that they could read about in an Emily post Wedding Etiquette book:

1. Expenses Handled by the Flower Girl/s in a Wedding

The Emily Post Wedding Etiquette book will usually inform the reader that a flower girl is usually picked as before the age of six years old.

The Emily Post Wedding Etiquette book will tell the reader that the families of the flower girl or flower girls are expected to cover the expenses for their flower girl dress, for their other attires, and also their travel expenses.

The Emily Post Wedding Etiquette books also tells us that the flower girls are not usually expected to bring along a shower gift to bridal showers that they may attend.

If the parents of the flower girl or flower girls do attend, the shower gift expectations will be just the same as the other bridal shower guest. If the flower girl or flower girls do attend more than one bridal shower or bridal party, they are expected of bringing only one bridal shower gift.

The flower girls are really not responsible for helping out financially with the bridal shower.

2. Expenses Handled by the Best Man

The Emily Post Wedding Etiquette book will tell the reader that the best man will usually handled the expenses for his own formal wear along with his accessories. He will also handle the travel expenses, as well as one shower gift and one wedding gift.

The Emily Post Wedding Etiquette book will also share in the cost of the bachelor party.

3. Expenses Handled by the Groomsmen or the Ushers

The Emily Post Wedding Etiquette book will usually note that the groomsmen aged sixteen years and below are not expected to help out with the cost of the wedding.

The Emily Post Wedding Etiquette book will tell the reader that the groomsmen or ushers will shoulder the expense of their own formal wear as well as their own accessories. The covered expense will also include travel expenses, one shower gift and one wedding gift.

Wedding Etiquette Made Easy!

Aside from this, the Emily Post Wedding Etiquette book will teach the reader that the groomsmen or ushers will share with the cost of the bachelor party with the best man.

4. Expenses handled by the Ring Bearer and the Trainbearer

The Emily Post Wedding Etiquette book will also teach the reader that the kids under the age of six are okay to be the ring bearer or trainbearer.

The families of the ring bearer and train bearer, however, are expected to shoulder the attires, and the travel expenses of the ring bearer and the train bearer.

The ring bearer and train bearer is not really expected to bring along any gift to any kind of pre-wedding parties that they may like to attend.

If the parents of the ring bearer or train bearer do attend, the expectations for the gifts will still be the same as with any other guest. If the ring bearer or train bearer do attend more than just one party, only a single shower gift is expected.

How To Be A Good Guest On Evening Weddings

Weddings were almost always held during daytime in the past. But like evolution, the customs and norms on weddings have also evolved over time.

Most couples nowadays find evening weddings more romantic and ideal. Evening weddings have increased popularity over time.

People see weddings, especially receptions as a perfect time to mingle with old and new friends and generally socialize. However, only few know that several wedding etiquettes do exist for evening weddings.

As for almost any issue hounding etiquettes on weddings, you will be surprised how evening wedding etiquettes mainly revolve around the most basic issue and concern on weddings---attires.

For the bride and the groom, it is surprising that not much is expected during evening weddings. Evening weddings, according to several etiquette books and guides, should be treated as if they were daytime wedding. But take note, the case only applies to brides and grooms.

Being a nice and good guest, you are expected to follow several practical and unwritten guidelines. You would not want to create a bad impression to people, don't you?

To illustrate the most common dilemma encountered by guests, who really try hard to be good guests, read on for a sample situation that you may have encountered in the past.

An evening wedding situation

Annie was invited to the wedding of a high school friend. The event poses a lot of excitement to her because she sees it as an opportunity to touch base and catch up with old high school friends.

Thus, Annie wants to make sure she will create a good and fashionable impression on that night. She wants to show everyone how she has improved and gotten prettier and foxier over the years.

However, one concerning factor about the wedding was that it is an evening wedding. Annie has attended just a couple of evening weddings before, and those were informal events, unlike this forthcoming one.

The invitation sent to her clearly and boldly emphasized that the guests are expected to come in formal attire. Ahh, Annie thought. That would be to her advantage. She will more exuberate radiance through a beautifully made gown.

The wedding night of her friend turned out to be disaster for Annie. Why? Because with her utmost desire to 'dress to impress,' she found that she over did it.

Annie wear a very beautiful and radiant fire-engine red gown. The dress accentuated her figure, and no wonder, she was really beautiful.

If she was beautiful on her gown, what went wrong? What happened in the evening wedding that made Annie want to run out instantly from the event?

Apparently, Annie unintentionally stole the bride's wedding thunder. Since she came in flaming red and beautiful gown, all eyes were on her during the wedding. Some people, to her dismay, also came to congratulate her, mistakenly identifying her as the bride.

It can never be flattering. Not all eyes were smiling to Annie. The bride's eyes were flaming red, with anger! All the bride's maids, and almost all the ladies in the ceremony showed those

Wedding Etiquette Made Easy!

disgusted and unwanted looks to Annie. She thought, she should never have attended that evening wedding.

Dress for the occasion

Evening wedding invitations that bear the phrase “black tie optional,” indicates that the evening wedding is meant to be a formal gathering and the hosts intend the guests to appear formal.

Men are expected to appear in their tuxedos and women in their evening ball gowns.

For the burden of the ladies, they should first find out about the wedding colors and motifs before showing up at the wedding. Otherwise, they, for sure, would not want to catch hot and daunting eyes during the entire ceremony until the reception.

For the ladies, remember not over do it. Do not steal the thunder from the bride. Do not out do the bride’s maids, the maid of honors and the bride’s mom as well.

Dress down. Find a suitable color and design of the gown that can attract attention, but not too much to the extent that all eyes are totally fixed on you. Remember, it should be the bride who should stand out on her much-awaited moment.

Proper Wedding Etiquette At Rehearsal Dinners

Most couples who are about to get married face the problem of staging a rehearsal dinner because they have no idea of the proper wedding etiquette at rehearsal dinners.

This articles hopes to provide some enlightenment to the couple regarding the proper wedding etiquette at rehearsal dinner. Enumerated below are some of the usual questions that couples ask regarding the proper wedding etiquette at rehearsal dinners.

Though rehearsal dinner planning is making couples go crazy, they need not worry, a few rules to observe is all they need before actually staging the rehearsal dinners.

The Guest List

Couples must remember that there are really no rules involved in staging a rehearsal dinner. The proper wedding etiquette at rehearsal dinners is as plain as the wedding day itself.

Firstly, the proper wedding etiquette at rehearsal dinners suggests that the couple choose wisely and pick out the members of their guest list. It is really up to them who they will invite.

The proper wedding etiquette at rehearsal dinners really has no restrictions as to how many the guests are. It can be simple as the couple only, can include their immediate families, and also those guests at their wedding party with their spouses or their significant others.

The proper wedding etiquette at rehearsal dinners also has no regulations on what a couple intends to lay-out a motif or theme for their rehearsal dinner. Either they make it a bash or they can invite all their out-of-town guests.

Wedding Etiquette Made Easy!

A rehearsal dinner is a very good chance or opportunity to be able to maximize what quality time that you have with your visiting friends and your relatives. Proper wedding etiquette at rehearsal dinners suggest this as the most proper time to be able to chat with your friends and relatives, unlike the wedding day itself, rehearsal dinners give the couples more relaxing and quiet time.

The proper wedding etiquette at rehearsal dinners also advises couples not to worry about not having the proper surprise for them. The guests usually do not go to the actual ceremony rehearsal. The ceremony is usually for the wedding party and their parents.

The Fiance's Family

Sometimes, the family of a fiancé has no idea that they are supposedly hosting the rehearsal dinner. Usually the parents can not afford all of it and still suggest the couple invite everyone to go to a catered party.

The proper wedding etiquette at rehearsal dinners are usually recommending that the family of the fiancé shoulder all the expense for the rehearsal dinner. Most people are ignorant of this rule, however, they should be properly notified of this proper wedding etiquette at rehearsal dinners.

The proper wedding etiquette at rehearsal dinners also tells us that it is not advisable not to invite the families. The couple must note that no matter who or what they are, they are still the fiancé's parents and will soon near enough be the in-laws.

No matter what they have done or they act. A couple must remind themselves to start off on the correct foot by giving out invitation to the fiance's family. Trouble might brew if they will not be included in the rehearsal dinner.

The proper wedding etiquette at rehearsal dinners suggest that though the fiance's parents does not realize that they are the ones who should be hosting the rehearsal dinner, its up to the couple to bring the subject up.

Wedding Etiquette Made Easy!

The couple can always opt to host the dinner themselves. The proper wedding etiquette at rehearsal dinners can remind them that the rehearsal dinner does not have to be a big rehearsal dinner. The rehearsal dinner can be as big as a take home pizza party or simple grilling burgers at the backyard.

The proper wedding etiquette at rehearsal dinners reminds couples to look at the situation as a possible way to kick back just before the wedding. The couple must instead concentrate on the family, on each other and the wedding party.

The proper wedding etiquette at rehearsal dinners also can be said that rehearsal dinners are a good time to present the guests with the thank you gifts.

Instead on dwelling on what the parents might do during the rehearsal dinner, the couple must instead be happy that at this very special moment of their life, their families are together.

The Rules For Second Wedding Etiquette

There are instances of second weddings and for these times, second wedding etiquette will be asked to be observed by the couple. It entirely depends on whose experience is complicated by matters of the former wedding.

Before the wedding:

It is a second wedding etiquette to acknowledge the former wife or husband. If the relationship is amiable, announcing the engagement is best done over dinner. Second wedding etiquette requires a courtesy to be extended to the former legal partner.

If the previous relationship is not so good, the future bride or groom should inform them of their intentions through the telephone. Some second wedding etiquette can also be extended to the former partner's family, if they are very close.

If the couple has children to think about, it is second wedding etiquette to inform them of their decision. Regardless of their children's protests, this should not be skipped or done at the last minute. Children have a longer time to adjust and accept certain realities. One of them is the thought of having a new mom or dad.

Therefore, a second wedding etiquette requires mom and dad to make their engagement known to the children first. If the relationship is good between the kids and the new mom or dad, they will respect their parent's wishes and support their union.

The wedding details:

Having gone through the entire wedding process before, this will be easier to handle the second time around. The couple should remember the second wedding etiquette of holding a smaller

Wedding Etiquette Made Easy!

event and inviting only their close friends and family. It is rude to ask for the former partner to attend but if there is no problem, they can do so.

The couple can discuss second wedding etiquette regarding the budget for the wedding. It is normal that expenses are shared. The question of who will pay for what can be decided among the bride and groom privately.

For most second weddings, a lot of them prefer to celebrate out of town. Perhaps because of their higher disposable income, they now have the luxury to have the wedding in a foreign place. Second wedding etiquette is much the same as the first wedding which considers the guests and who can afford to travel that far, like Hawaii, for the event.

The wedding location and reception:

As a rule, second wedding etiquette requires the bride and groom to not celebrate their marriage in a place reminiscent of the past relationships. Second weddings are sensitive occasions for both parties since there is an unspoken expectation from the partner regarding the first marriage.

Choosing the theme, the wedding location and where the reception will be held is a matter for both parties to discuss. The locations should be accessible to the family and guests.

Regarding the color of the dress, it is all right for the bride to wear a white wedding gown. The groom and groomsmen can wear a tuxedo. For a second wedding etiquette, you can still pretty much follow the traditional color palette.

The couple as a second wedding etiquette should also provide for the transportation of everyone. It is allowed to ask beforehand who will bring a car so that the number of rented automobiles can be estimated. Doing so will save the couple money and time.

Second wedding as a family affair:

Wedding Etiquette Made Easy!

Not all second weddings are about building new families. The second wedding etiquette can be used to celebrate a renewal of vows to each other. This is usually done to mark a marriage's longevity like the 25th year or the 50th year anniversary.

Weddings like this are more private and solemn than the first wedding and perhaps more joyous. Reaffirming one's vow made to their wife or husband is such a beautiful thing. The second wedding etiquette for the couple is to invite their closest friends and family to the event and keep it as simple as possible.

For guests:

It is proper second wedding etiquette to bring a gift for the couple. Though using a bridal registry is optional, second wedding gifts are often those that the couple can appreciate and use. Money is still accepted and the second wedding etiquette of handing the envelopes to the family members is still practiced.

The rules for second wedding etiquette are not at all hard to follow. All the couple has to do is be considerate of the other's feelings and decisions in whatever part of the wedding. And as a second wedding etiquette rule, the honeymoon should be as sweet, if not sweeter, than the first wedding.

Huge Love In Small Weddings

An elegant small wedding is one of the most beautiful weddings that can be organized. The budget is not too high, the attendees are all relaxed and will likely have a good time and nuances such as children running around and making noise will be avoided. A wedding without too much frills makes sure that the love between the couple is the focus of the ceremony.

Etiquette in a small wedding

Attire: Guests are only advised to wear clothes comfortable to them. A dress from a closet selection, a white one or even a sundress is appropriate for a small wedding. A bridesmaid can wear a white dress or even a pantsuit. The groom can go for khakis, or even jeans paired with a shirt and a sport coat.

Setting: A small wedding can be held in a community center, a local park or even your parents' backyard. Holding ceremonies in a unique location such as a rooftop, a barn, an art gallery can clearly speak about the personalities of the couple.

Invitations: Invitations in a small wedding can be handwritten on handmade paper. Send them like writing a note to a close friend. It is important to note that attendees should be in casual attire.

Flowers: Simple bulbs such as hyacinths or tulips can serve as alternatives for floral flower arrangements. Using these will generate huge savings for the couple. Gerber diaries inserted in a flat container filled with wheat grass can serve as an attractive centerpiece.

Menu: The menu of a small wedding can be very diverse. A party can be set a few months before the wedding and the guests can be asked to bring their favorite recipes. The couple can choose their favorites and use them as wedding food. It is also good to acknowledge whose

Wedding Etiquette Made Easy!

recipe it is by putting a label in front of every dish. Besides a party, a barbeque or picnic fare can be held.

Registry: Common retail stores such as Sears or Target can be used as gift registries. Couples can specify what they want to receive in order to avoid the usual gift of expensive China that will likely collect dust in a cabinet.

Costs, costs, costs

Tradition dictates that the bride's parents are responsible for paying off the wedding regardless if it is small or big. However, expenses have become an issue due to the challenging times. The etiquette in requesting for money is by gathering both families and discussing how to share in the wedding expenses, as the couple will unlikely have enough to cover all of their needs.

The budget will be a major basis on what type of wedding will be held. The couple needs to meet with everyone who will be attending. However, the couple cannot force their parents to shell out money that is not available.

Couples can make various compromises if their budget falls short. For example, less expensive rings can be used. A more expensive replacement can be acquired in the future. Some couples do not even have wedding rings at all. Those living in a nice climate can have the reception at home and hire catering services. To help control costs, a butler can be tasked to pass around hors d' oeuvres and refreshments.

The parents of the groom traditionally pay for the following items:

Boutonnieres for groom's attendants

The bride's bouquet

Officiate fee or donation

Rehearsal Dinner

Lodging and transportation expenses of the rabbi or minister

Corsages for every family member

Transportation of the Groom and Best Man going to the wedding

Wedding Etiquette Made Easy!

Giving tips is a nice way of rewarding those that have given good service but it is not a requirement. A tip given to a minister can be seen as a gift for marrying the couple. Tips can be given to servers, drivers and musicians but still, this is not a requirement.

The etiquette in service fees

Couples should make sure that they are comfortable with the people that are helping in the wedding whether it is the wedding experts, the photographer and even the florists. They should share the same vision on how the wedding should come out and not merely focus on how much money will spent.

A couple may receive possibly the lowest price but if the rendered service does not meet what was promised, the value is useless, even if it is a small wedding.

Sending Thank You Notes To Wedding Guests

After the wedding is over and the hot steamy honey moon is almost done, you will have to pause and think about the people who showed up to your wedding day.

Thinking of those people will never be sufficient. Adhering to wedding etiquettes, you should appreciate them and show your appreciation through a material token.

That is where thank you notes come into the picture. Wedding experts and society or lifestyle gurus advise married couples to send out tokens of appreciation or simple thank you notes to their wedding guests at least two weeks after the event.

Thank you notes should or must be sent especially for those friends or guests who showed up with wedding gifts. Wedding etiquette will also have you send thank you notes to people who were not able to come to the wedding, but sent in their gifts, or even to people you have invited but did not show up at all and did not even bother to buy you any gift.

To outdo wedding etiquettes, it would be better if the couple will send out personalized thank you notes. If it would not be too expensive, thank you notes bearing pictures of the couple with the particular guest would be a really, really good gesture of sincere appreciation.

It is not against wedding etiquettes to buy thank you note templates, but be sure to personalize it by adding your personal hand written notes of appreciation. Some couples also prepare thank you notes along with wedding invitations to save time and money.

When you opt to do this, just be sure you order enough or plenty of extra copies to so you will never run out in case too many people show up.

Etiquette when writing thank you notes

Wedding Etiquette Made Easy!

A couple of do's and don'ts will help you get away from troubles that may arise in writing wedding thank you notes. It is not enough that you show up efforts to sincerely thank and appreciate the presence and gifts accorded to your romantic wedding.

Wedding etiquettes have it that thank you notes should be written appropriately. Even the paper used for the notes should be written on white or ivory-colored paper. Some couple prefer to have their thank you notes monogrammed, but others feel its just okay if everything is handwritten.

Here are some guidelines that adhere to wedding etiquettes when it comes to sending out thank you notes:

- Remember to send thank you notes to relatives and people who coordinated showers and parties for the both of you. It would be okay if you thank them for the efforts within the same card sent to them for their gifts.
- Wedding etiquettes suggest that you appreciate each gift you have received. That means each and every gift should be recognized through its own thank you note. If a person sent you two gifts, for example, send two thank you notes for each gift. The same treatment should be given to gifts received during the shower or even stag party.
- Advanced wedding gifts or gifts that arrived before the wedding you must be immediately responded to so you will never have the chance to forget sending out thank you notes for them.
- It might be time and money saving, but it is not advisable to send out preprinted thank you notes. Sending preprinted cards will give the person receiving the thank you note the impression that his or her effort or gift was not totally appreciated.
- Personalize your thank you note by handwriting the message. Warm but short thank you notes are better than longer but non-personalized or insincere notes.
- Write your thank you note message in blue or black ink. It is for the simple reason that the colors are far more readable.
- It is in accordance to proper wedding etiquettes that you put or include your new return address on every thank you note you have sent. The recipients will greatly appreciate the gesture if he or she is informed or posted of your new and correct address.
- Never start the thank you note with the pronoun "I." To create a good and lasting impression use "You" as often throughout the note instead of "I" or "me."

Making The Wedding Etiquette Announcements

Beginning on the day he proposed, there are certain wedding etiquette announcements to be observed. The couple should be aware of these wedding etiquette announcements or else wedding could fall into jeopardy.

There are wedding etiquette announcements to be observed when breaking the news to the parents. First, let the people closest to you know of your plans. The groom must ask the bride's parents for her hand in marriage. It is traditional that men do wedding etiquette announcements to both families but modern times have changed this. Now, both of them can make the wedding etiquette announcements together personally.

The wedding etiquette announcements for friends can be personally by the couple. They can also plan a party for both their friends and turn it into an engagement party. The couple on this event can choose their maid of honor and best man.

Wedding etiquette announcements for sponsors should be done personally with the help of the parents. The sponsors can be chosen by influence, convenience, prestige, or by relationship. The important thing to remember is to get them to commit in being your sponsors and list them down in your planner.

The wedding etiquette announcements for wedding details can be overwhelming, which is why most couples hire a wedding coordinator. If your budget can fit in the fee for this person's services, hire them. It will greatly lift the pressure of planning, organizing and supervising the entire event.

The maid of honor often performs wedding etiquette announcements for the bridal shower. The bridesmaids, mother and other women family members are invited to chip in and join the event. Depending on what they have prepared, the bride can expect something as elegant as a garden tea party or wild as a trip to the local men's strip joint.

Wedding Etiquette Made Easy!

The best man makes the wedding etiquette announcements for the bachelor party or stag party. Stag parties require little preparation since most parties only require five things: the groom, food, drinks, music and entertainment. The entertainments have wedding etiquette announcements of using either a stripper or just a regular DVD player and watching x-rated movies.

There is a third option of making wedding etiquette announcements for a “couple” shower. Friends of both the bride and groom organize and celebrate this event. The best choice for this is to have a themed party, something with fantasy on it like a masque ball or have it done like Carmen Elektra and her husband Dave of Inxs where it was one big stripper party.

The wedding preparations:

The wedding etiquette announcements for the flowers should be booked months in advance. The same goes for the caterer, the arranger and the musicians. If the couple decides to hire a wedding coordinator, this will be an easier job for them.

The wedding etiquette announcements for the dress fitting is should also be made weeks in advance. Any adjustments to the dress can be done as the wedding date comes closer. For the men, their clothes are classic pieces so it is no problem for the coordinator. However, it is a must that the groomsmen have a neat hair cut prior to the wedding.

The photography and video documentation needs of the couple should be provided by the coordinator. As a rule, wedding etiquette announcements for photo and video coverage of the wedding can be open to bidders. This way they couple can sample the best work and hire the one they like most at a price that they can handle.

On the wedding event:

Within weeks of the big day, the wedding etiquette announcements for invitations should have already been mailed. Along with it are the wedding etiquette announcements regarding the attire, program, location of the wedding and a map to the reception.

Wedding Etiquette Made Easy!

The wedding etiquette announcements for the wedding program at the ceremony is usually printed and given to the guests as they arrive at the church. The couple can skip this if they prefer an informal ceremony.

With the solemnity of church celebration over, it is now time for everyone to relax at the reception. There is still another program in the event but most of it is well-wishes, thanksgiving and entertainment for everyone who attended the wedding.

In Your Honor: The Maid Of Honor

The task of selecting the Maid of Honor is one of the most difficult decisions that has to be made by the bride. The complexity is due to the fact that the duties of the Maid are normally not defined and typically poorly addressed. Every bride actually has her own opinion on what how a Maid of Honor should act. However, communicating these ideas are difficult.

The Main of Honor is commonly perceived as a ceremonial figure that walks behind the bride down the aisle before the bridesmaids. In another light, the Maid of Honor can act, as the one that will help calm a nervous bride, helps in sending out invitations, making sure the registry is properly sent, gives tips on the how the wedding gown should look like and acts as the manager of the bridesmaids.

The Maid of Honor can also host the bridal shower or the bachelorette party. To sum it up, the Maid of Honor is the bride's closest friend or ally in preparing for the wedding and will always be there during times of need and frustration.

The following are certain etiquette in choosing a Maid of Honor to help minimize stress and maximize pleasure.

The Maid of Honor does not have to be a family member.

It is not a requirement to make a sister or a female cousin the Maid of Honor. A best friend who has been there through thick and thin will likely deserve this distinction.

The bride should instruct the Maid of Honor on her responsibilities.

Brides should communicate what they expect from the Maid of Honor such as making a speech during the reception. Open communication between the two should happen frequently.

Choosing more than one Maid of Honor is not illegal.

Wedding Etiquette Made Easy!

The bride should make sure that Maids of Honor have different responsibilities in order to avoid jealousy between them.

The Maid of Honor needs to attend all-wedding activities such as showers and parties for the bride. She will also be tasked to plan and be financially responsible for any bachelorette party and assist in organizing invitations and always be open for favors.

The Maid of Honor's emotional support is one her integral responsibilities. As the so-called "maid" she is expected to give her full attention to the bride during the wedding day. She should also make sure that the bride is looking almost perfect before they troop down the aisle and constantly check on her condition during the middle and end of the ceremonies up until the start of the reception.

Upon choosing the Maid of Honor, she should be treated out by the bride to a nice dinner or spa to make her feel she is a very important part of the wedding. The Maid of Honor could have a dress designed differently from the other bridesmaids to make her stand out in the entourage.

Etiquette also dictates that the Maid of Honor will wear the groom's ring on her finger in the absence of a ring bearer. She is also part of the group that will decorate the bridal car and help the bride in wearing the bridal dress.

A wedding ceremony adhered to certain etiquette to make the occasion flow seamlessly and orderly.

- In a semi-private wedding, groomsmen and bridesmaids are given certain responsibilities in helping the bride and groom during the wedding day.

- The bridesmaids should be younger than the bride and their dresses should match. Bridesmaid dresses can include more ornaments and should be composed of light and graceful material. Flowers should function as the chief decoration.

- The wedding dress should be simple but can be attached with small jewels or ornaments. The garland and veil should be the most eye-catching.

Wedding Etiquette Made Easy!

- Bridesmaids should stay at the bride's left side during the actual wedding ceremony. The first bridesmaid should hold the bouquet and gloves.
- Bridesmaids can be positioned from the shortest to the tallest in order to be symmetrical. A bridesmaid and groomsman with similar height can be paired.
- The groomsmen are assigned to guide the clergyman and then show him to the couple. The groomsmen should stand at the groom's right side during the wedding ceremony.

The Bride's Or Groom's Father Has A Girlfriend

Situation 1. Martha was about to get married. On the wedding day, she, her mother, her bridesmaids and her father's girlfriend went to the beauty parlor to have their hair done. Upon arrival, they have learned that only one stylist was present.

The situation created a commotion. The father's girlfriend, being so vain and inconsiderate was the first to manage her hair done. Of course, the mom and the bridesmaids fumed in anger.

Situation 2. Albert was the groom. His father has a current hot girlfriend. The girlfriend was almost of Albert's age and is obviously just after fun. In short, it was apparent his father's girlfriend and his dad are just having a fling. Should the girl be invited to the wedding?

There you go. Wedding situations can sometimes get really petty. If you are a bride's or a groom's father's girlfriend, consider your position. Do not ruin some people's precious moments. Do not settle to steal wedding thunders. Adopt a mature stance even just for the wedding occasion.

Dilemmas

The usual dilemmas brides and grooms encounter involving their father's girlfriends and their moms will be discussed in this section.

Let us consider this situation. Dory's father has a girlfriend. He threatens that he will not attend or show up at the wedding if the girlfriend will not be invited. In short, the father wants to display his sexual prowess by tagging along his hot girlfriend in the wedding.

Inviting them both will never be a problem, Dory thought. But the situation got complicated when Dory got to talk to her mother.

Wedding Etiquette Made Easy!

Telling the mom of her father's demand, the mother, of course, got really angry. There will be no way she can be at the wedding if her father will bring along his girlfriend. The world seems too tight for the three people.

What should Dory do? It is like asking her who she loves more, her father or her mother?

Adhering to the wedding etiquettes, Dory should not choose one. She should instead strategize to avoid being made to choose.

As a wedding etiquette, fathers and mothers should be in the wedding. For Dory's case, she just told her mom and dad that they would not want to ruin the occasion just because of a tiny dispute. It worked.

Of course, the mom, the dad, and his girlfriend will never get along, but Dory made sure the three will not meet face to face during the occasion. That way, the wedding moved smoothly. No cakes were thrown and no one screamed at each other.

What if the father's girlfriend is for the long-term?

Bride's or groom's father's girlfriends are not always on the downside. Sometimes there are these girlfriends who are meant or intended to be long time partners.

If that is the case, wedding etiquettes have it that the girlfriend be invited to the wedding. Anyways, she will be a part of the family soon so she should start her function early.

Make sure the ex-wife and the current girlfriend of the bride's or groom's father know that each other would attend so both of them will not be surprised. Remember, it is during surprising moments that hot-tempered women act impulsively.

Short-term or flings

If the father's girlfriend is apparently just a fling or just a short-term relationship, and if the father's divorce with the mom is not yet through, explain to the father the situation.

Wedding Etiquette Made Easy!

Tell him the sanctity of marriage will be symbolized in the ceremony. Tell him, though it may sound not really nice, that bringing in a date especially since he is not yet totally divorced would degrade the solemnity and sanctity of the sacrament.

Explain that whether you dislike his girlfriend or you do like her, people will still see him married to the mother. So he should spare his girlfriend from embarrassment by not bringing her along. The girlfriend might just feel that she is not invited to the wedding anyways.

Fathers should be more understanding because they are assumed to be more mature and wise. Thus, if you are a bride or a groom in those situations, find the strength to deal with the matter with grace and patience. Be diplomatic and talk it out. This will save you your wedding day.

Wedding Etiquette For A Second Marriage

What if your heart beats again for the second time? Scary, isn't it? Many questions pop-up your mind especially now that he proposed marriage to you. The first question that your mind have formed was what is the wedding etiquette for a second marriage?

It is a tough question but it needs to be answered. Learning the wedding etiquette for a second marriage will help you lessen the pressure and tension that your first family (which you love so much) have unconsciously thrown at your back. You need to carry the situation like any sensible adult.

Before, it is a popular thought that second marriage should not be elaborate, extravagant and formal the way a first marriage is celebrated. But today, this belief does not hold true anymore. You can still aim for an intimate, smaller and quieter second marriage but you can also celebrate a festive one, if you prefer and your budget allows you to do so.

What is important is that your second marriage is celebrated the way you would want it to be. Don't limit yourself and do what others expect you to do for a second marriage. Remember, it is you who will get wed and not them. Besides, you would not violate any wedding etiquette by following your heart's desires.

Here are some information for you on wedding etiquette for a second marriage.

-- Wedding Etiquette for a Second Marriage - Announcing Your Engagement

In getting wed for the second time, your major concerns will be the second marriage's effect on your children, if you have any, and to your close relatives. If you plan to remarry, your children should know first of your decision. You must ready your children for having a new family and new brothers and sisters. Uniting two families will not be stressful for you but for your children, most especially.

Wedding Etiquette Made Easy!

The next to be informed are your parents. Of course, they need to be in your wedding and informing them is a sign of courtesy to them. Next will be your ex, especially if you have arranged joint custody for the children. He should know that there will be some changes in your household.

Also, you should wear your new engagement ring. There mustn't have any trace of old flames on your fingers the moment you begin planning and announcing your second wedding.

-- Wedding Etiquette for a Second Marriage - Dress Issue

Widow brides who are getting married for the second time are expected to wear lilac or lavender dress. But these does not hold true nowadays. Wedding etiquette for a second marriage gives bride a chance to wear white dress again. Divorced brides can also wear white dress although they could remove the veil and tiara and instead simply wear flowers on your head.

-- Wedding Etiquette for a Second Marriage - Who to Invite?

When planning for your second wedding, think that you can invite any person you want to attend to your wedding. Refrain from inviting former in-laws and ex-spouses, even if you are on good terms with them. Guests may also feel awkward seeing and being around them.

If your children, however, requested that their father should be in the wedding, try to talk them out about it and tell them how awkward it would feel for the new in-laws and the new groom to see an ex-spouse around. Wedding etiquette for a second marriage does not obligate you to invite an ex-spouse to your second wedding, although you may do so if the situation warranted.

But if your new groom agrees to the idea of inviting an ex-spouse as requested by the children and your ex-spouse agreed on it, then you may invite your ex-spouse to attend your second wedding.

But there is a more sensible idea than inviting your ex-spouse to your wedding. Invite him to a dinner, perhaps at your home, with your children and new husband, if he is up to it. Tell your children that the dinner replaces the wedding invitation and your children may finally agree on

not inviting their father on the wedding day. You may do this before or after your wedding or honeymoon.

Wedding Etiquette For Brides

Whether we admit it or don't Wedding Etiquette is still an important issue to many of us. Don't you hear yourself complaining for some weddings that you have attended? Maybe you have heard some friends who have attended a wedding ceremony and learning after the rites that he or she was not invited for the wedding reception.

Although it is acceptable and is within the Wedding Etiquette standard to invite some guests only at the wedding reception and some only at the wedding reception, the guests should be informed of this fact before hand. These instances want us to shout: Learn some manners!

For brides out there who are getting married next year, it will be for your own good if you would buy Emily Post's book on Wedding Etiquette. It will teach you the Wedding Etiquette basics and Wedding Etiquette blunders. Knowing what violates and follows Wedding Etiquette will help you go through your big day, hassle and stress free.

-- Basic Wedding Etiquette for Brides

On what to wear.

Modern Wedding Etiquette allows brides to wear any design that she want in any color. Brides are not anymore limited to wearing ultra white wedding dress with sleeves. They may wear a tube, halter or spaghetti strapped wedding dress in crème, beige or pastel colors.

But for the sake of Wedding Etiquette, she should also consider her cultural background and her church's dress requirement. If your church requires you to wear a shawl over a tube wedding dress, then you must do so.

If the minister or priest thinks that your red wedding dress is inappropriate for the church and ask you to replace your \$10,000 designer wedding dress for a white wedding dress, then you should take it off and buy a white ready-to-wear wedding gown at Macy's.

On who to invite.

It is a basic Wedding Etiquette for a bride to talk to her groom on who and who are not to invite. Remember that the is the two of you who will get married, not only you. It will be a violation of Wedding Etiquette if you will invite persons your groom do not want to get invited or do not want to see, such as your old flame or his old boss that he had an argument even though you are in speaking terms with his old boss. It is not just about Wedding Etiquette, it is in fact about the issue of respect.

If it is your second marriage, you should not invite your ex-spouse or your ex-parents-in-law. Even if you are in good terms with your ex, Wedding Etiquette dictates that you should not invite them. This is to avoid unnecessary confrontations or wedding drama. Your guest will also feel uncomfortable around your ex.

But there is an exception to this Wedding Etiquette. If your children to your ex-spouse has requested for the presence of their father, then you should talk about it with your groom. If he agrees, then invite your ex to your wedding. But there is an alternative to this, however.

You can invite your guest for a dinner at your home after your wedding or honeymoon. This private dinner is more quiet and will save you the trouble of explaining to your father and mother and other close guests why your ex-husband is in your wedding.

On gift giving and registry.

It is a big Wedding Etiquette no-no to ask for cash gifts from your guests. Although it is a reality that newlyweds need cash as a startup money since they need to rent a bigger place or buy new appliances that the two of them needs, you don't want to look like a greedy bride for asking for some cash.

Wedding Etiquette Made Easy!

Let them decide what to give. If they have decided to give you cash, then say your thanks. But don't ever ask them to fund a mortgage or fund a charity that you will establish as a wedding gift.

Registry card is acceptable although modern Wedding Etiquette objects to insertion of the registry card in the invitation. Wedding Etiquette specialists say that brides should put up an online registry card and inform your guests through your invitation that you have an online registry and they may want to look it up in case they would decide to buy you gifts from your registry.

The Shower And Stag Wedding Etiquette

Being the maid of honor and the best man have a number of wedding etiquette duties. This includes the church responsibilities of handling the train, making sure that everyone is in their place and hosting the reception program.

One of the important duties for any maid of honor and best man is to arrange for the bridal shower and stag party. Wedding etiquette for showers or stags can be done separately or together. It is a traditional wedding etiquette for the bridesmaids to have their own celebration as well as the groomsmen for their stag party.

For the bridal shower:

Women have more finesse when it comes to bridal shower parties. The wedding etiquette for such events may require the maid of honor to come up with original ideas for the shower. The first thing to consider is the format. The wedding etiquette for formats can be from the formal (a dinner) or informal (strip club party).

Aside from that, there are other alternatives like going to the spa, spending a party at the circus or whatever the maid of honor thinks that the bride will appreciate. A bridal shower is thrown in honor of the bride and her friendship with the girls. Wedding etiquette only calls for all the bridesmaid's help in organizing it and making it memorable.

A proper bridal shower observes the wedding etiquette of a program. A simple one will do. Depending on the theme, the program starts off with an introduction of the bride's friends, a round of games for everyone, the gift giving (if any) and then dinner.

Gifts for the bridal shower are optional but are a great wedding etiquette to follow. The bride's friends can chip in for one extravagant gift or each of them can bring a piece for the bride. The wedding etiquette gift for bridal showers can be as tame as matching monogrammed towels to something naughty like lingerie.

Wedding Etiquette Made Easy!

The wedding etiquette for games is to celebrate it as a fun reminder of the bride's single days or something about her current relationship. It is acceptable to have games purely for fun. But what the maid of honor has to remember is the shower giveaways.

Already considered as an art form, the giveaways or gift bags are a wedding etiquette must have. The bags should contain a souvenir (any object of choice chosen by the maid of honor), a thank you card for making the event and maybe a picture of the couple for remembrance. Yes it sounds corny but it is about the bride and groom.

Another wedding etiquette to remember is the timing of the bridal shower. An event like this should be celebrated weeks before the wedding date. This will allow the bride enough time to relax and truly enjoy the shower. And should she get drunk then, there is a lot of time to recover from the hang over.

For the best man:

A stag party is usually celebrated weeks before the wedding celebration. It is bad wedding etiquette to hold it the day before the ceremony. Things can go wrong what that happens. Imagine the groom arriving with a big headache.

All the stag party is concerned is the budget of the event. If the best man can get as much funding from the other groomsmen, the event can go well underway. Most wedding etiquette for a stag party is not followed but the concept is there.

Hosting is a wedding etiquette that the best man has to perform. Unlike the bridal shower, this process is very informal. The hosting job may only go as far as introducing the other groomsmen and then inviting in the strippers.

The wedding etiquette of providing food and drinks still apply though. If the stag party is held at the hotel, room service can be ordered up to their room. If they decide to celebrate in a bar, the menu is easily available to them.

Wedding Etiquette Made Easy!

The groomsmen can get as frisky as they want with the hired strippers but as a wedding etiquette rule, the groom should have self-control. The saying “Look but don’t touch” applies. Or if it is unavoidable, “Touch but don’t squeeze” will do.

Stag parties are different from bridal showers because men view this as their last hurrah. The most important wedding etiquette rule or both parties is to never ask what transpired that night. It will only open up suspiciousness and could cancel a wedding. Brides, just be glad that your man made it to the altar. By him showing up there and meeting you means that nothing further happened.

Wedding Etiquette For Cancelled Weddings

The worst nightmare of any couple is the cancelled wedding. Despite months of preparation, things can still go wrong even at the moment of saying "I do." From a cheating partner to having the extreme case of cold feet, one must remember to maintain wedding etiquette throughout the entire ordeal.

Depending on the seriousness of a cancelled wedding, one can still turn a failed occasion into a positive one. An obvious wedding etiquette procedure is to inform the family and guests that there will be no wedding celebration. If the wedding is cancelled a few days before the actual ceremony, sending cards to family and friends announcing the broken engagement is a suitable wedding etiquette.

All arrangements made for the wedding date itself should be cancelled. Some companies will ask for payment, an amount that could be equal to the preparations taken by the supplier. It is a wedding etiquette to handle all this with grace and finesse.

However, if the cancellation happens on the wedding date itself, the announcement must be made verbally and as soon as possible to avoid public humiliation. The family should use the wedding etiquette of comforting the one left at the altar and make it a point to shield him or her from other people since this is a sad situation.

Gift wedding etiquette should be followed. This means all the wedding gift items will be returned, including cash, appliances or properties. It will be hard to do but at least the aggrieved party will not be accused of impoliteness.

When calling off a wedding, it really is a proper wedding etiquette to do it months before the wedding date. That is what pre-marriage counseling is for. The wedding etiquette dictates that all couples should take marriage seminars to make sure that they are prepared emotionally and mentally for the huge responsibility ahead.

A broken engagement is embarrassing as it is but as a wedding etiquette, you have the freedom not to question the couple why they decided not to continue with the wedding. And being the couple, you also have the right not to tell anyone until you feel you are ready.

Wedding Etiquette Made Easy!

Not all broken engagements happen because of a lonely partner. When a relative's death occurs, it is proper wedding etiquette to cancel the wedding. This shows wedding etiquette in respect to the deceased's family and expresses sincere sorrow.

Proper wedding etiquette is to allow six months to pass before attempting to walk down the aisle again. And even if the couple decides to wed two to three months after the death in the family, one must be ready to simplify the ceremony to observe wedding etiquette.

Engagements broken by family members also happen. If this occurs, try to resolve the matter as discretely as possible. Wedding etiquette dictates that only the couple can decide on canceling the wedding or postponing it to a later date.

When a partner is left cold on the altar:

Things can become worse but you can also turn it into a positive one. If the wedding reception has been paid for, the person who paid for it can use the reception and continue on with the party for the guests' benefit. Wedding etiquette may not require the aggravated person to attend but it is a better way to forget the embarrassment.

When the cancelled wedding occurs out of town, it is an important wedding etiquette to have a clear head and sort out the pre-made plans of the wedding. Things like the honeymoon trip and the hotel accommodations must be taken care of. If the aggrieved party has paid for the trip, he or she can choose to take it as a getaway and period of reflection.

Bouncing back from the broken engagement:

The first few weeks are the toughest to face. Be prepared to here the question "Why?" and "What happened?" a lot. Wedding etiquette dictates that you have to face these people with a smile and offer as little detail as possible.

As attractive as the sound of revenge is, you must try to keep an open mind and be as civil about everything a possible. Remember that this person once had an important part of your life and part of a wedding etiquette is to respect their decision.

Wedding Etiquette Made Easy!

**Download 100+ Books
Completely Free!**

.....

**No Hassles...
No Charges...**

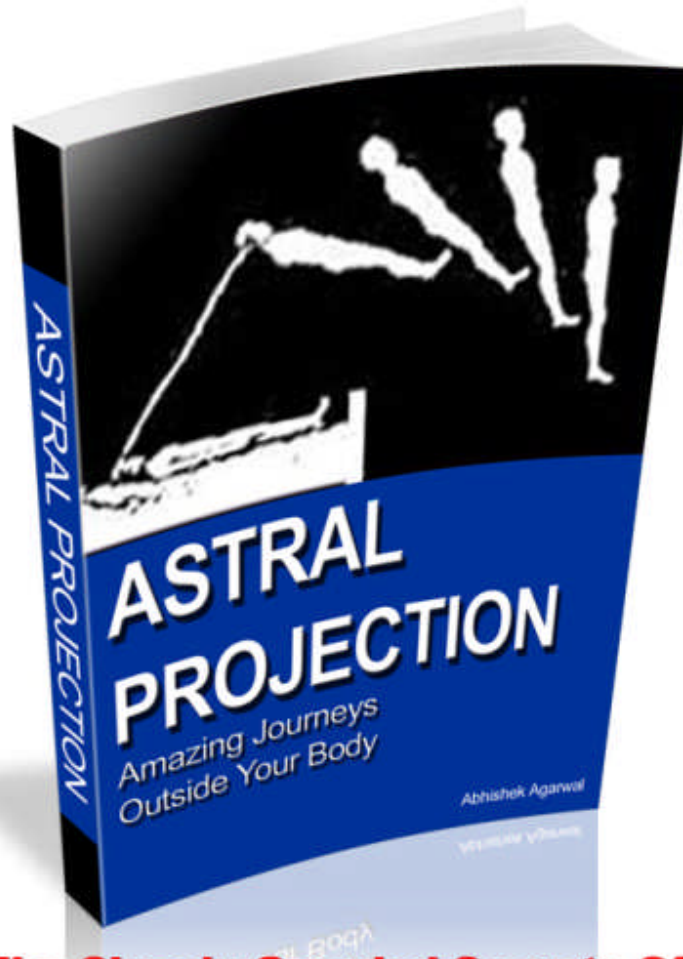
Just Click And Download



CLICK HERE

Learn The Art Of Leaving Your Physical Body!

Download
Today!



"Learn The Closely Guarded Secrets Of Safely Leaving Your Physical Body And Traveling Anywhere You Want To! Learn How To Get Free From Your Physical Body Limitations... Within 30-60 Days!"

DOWNLOAD NOW

**** This Is A Free Report ****

You are encouraged to distribute this Report to your friends.

You cannot make any changes to the document, whatsoever

This Product Is Brought To You By

